



 **BONE**
BEGINNING OF NEVER ENDING

2026
CATALOGUE





BONE Fishing World (Pte Ltd) is a Singapore based company, spearheaded by the Brand Director and Chief Designer Bone Lim.

As an avid and passionate angler himself, he develops unique concepts in each BONE product, which are new and unparalleled in the market, factoring in other aspects such as adventure, travel, and function. Each and every BONE product is field tested extensively and fine tuned by Bone himself, as well as his elite team of anglers all around the world to ensure optimal performance. A stringent quality control in the manufacturing process establishes consistent quality and joy when using each and every BONE product.

BEGINNING OF NEVER ENDING

Officially launched in late 2016, BONE Fishing World has since developed a wide array of fishing gear suited for various fishing types, terrain, and target species. The BONE brand is epitomized by its slogan, and it holds a very profound meaning for the brand in every aspect. Our quest is to build the best fishing gear with the latest technology, and will continue doing so without end.



06

TRAVEL RODS

- 1.0 Travel Combat Beast
- 2.0 Voyage Series
 - 2.1 Voyage X
 - 2.2 Voyage Expedition Series
 - 2.3 Voyage Salt Finesse
 - 2.4 Voyage Salt Finesse Lite
 - 2.5 Voyage Stream Special
- 3.0 Ocean Voyage Series
 - 3.1 Ocean Voyage Travel Stickbait
 - 3.2 Ocean Voyage
 - Travel Light Popping / Casting
 - 3.3 Ocean Voyage Travel Jigging
 - 3.4 Ocean Voyage Travel Slow Jigging

26

RODS

- 1.0 Drago
- 2.0 Combat Beast
- 3.0 Black River
- 4.0 Heartcore
- 5.0 Shore Barrage
- 6.0 Ocean Thug

50

LURES

- 1.0 Dash
- 2.0 Hoverjet
- 3.0 Focus
- 4.0 Entice
- 5.0 Hero Darter
- 6.0 Fury
- 7.0 Evifall
- 9.0 Racejet
- 9.0 Lyra
- 10.0 Oblique
- 11.0 Espybarra
- 12.0 Versal

76

ACCESSORIES

- 1.0 BONE EXPEDITION FORCE
 - Hardshell Backpack
- 2.0 BONE EXPEDITION FORCE
 - Waterproof Utility Backpack



82

APPAREL

- 1.0 BONE EXPEDITION FORCE Fisherman Hat
- 2.0 BONE EXPEDITION FORCE Cap/Visor Cap
- 3.0 Hoodie/ Shirts
- 4.0 Bone Oversized T-Shirt/ UV Headwear/ UV Sleeves

87

AWARDS

90



BY  BONE FISHING WORLD

- 1.0 Toughfla Offgrid 5-Piece Travel rod
- 2.0 Yellowcheek Jerk 70/100SS
- 3.0 Yellowcheek Pencil 80S
- 4.0 Skygazer Minnow 60S
- 5.0 Snakehead Pencil 110/135F
- 6.0 Papuan Bass Swim Jerk 80SS
- 7.0 Paima Sport Walk 80F
- 8.0 Kingmack Jerk 100/120SS
- 9.0 Papuan Bass Driver 60/80/90/100F
- 10.0 GT Swimmer 150S
- 11.0 Barra Jerk 90SP MD
- 12.0 Mack Minnow 115HS

THE BEST
TRAVEL RODS
IN THE WORLD



BONE Fishing World has taken multi-piece travel rods to the next level. Since launching our first travel rod (Combat Beast Travel) in 2017, we've consistently improved our rod making craft in every aspect: advanced blank technology, premium materials, and specialized models—all coming together to create the best travel rods that feel and perform like a one-piece.

BONE now boasts the largest range of travel rods on the market, ranging from extra ultra-light game rods to heavy offshore jigging and popping rods, built for almost every fishing adventure. We're committed to making the world's best travel rods, providing anglers with reliability, versatility, and unmatched quality wherever their journey takes them.

COMBAT BEAST

MONSTER SPEC

TRAVEL
EDITION





COMBAT BEAST

MONSTER SPEC

TRAVEL EDITION



FUJI ECS REEL SEATS



FUJI K-SiC GUIDES



REINFORCED 1K CARBON JOINTS



100% TORAYCA CARBON FIBRE MATERIAL

The BONE COMBAT BEAST Travel model is back. Retaining the signature Combat Beast super fast action blank built with 100% 'TORAYCA' carbon material, but in a 4-piece configuration. The 4-Axis carbon wrapping creates a unique super fast and stiff feel that eliminates blank twist and provides extreme stopping power when targeting hard fighting fish near or in cover. The new travel rod line-up consists of three new models that cover a range of lengths, allowing usage in various scenario. Equipped with FUJI K-SiC guides and FUJI ECS reel seats, as well as reinforced 1K carbon wrapping on the joints.

FOUR PIECE TRAVEL ROD

CBB604XH	LENGTH: 6'0"	LINE: PE 1.5-3	ACTION: EX-FAST	CAST WEIGHT: 70g MAX	CLOSED LENGTH: 51.8cm	ROD WEIGHT: 156g
CBB684XH	LENGTH: 6'8"	LINE: PE 1.5-3	ACTION: EX-FAST	CAST WEIGHT: 70g MAX	CLOSED LENGTH: 58.0cm	ROD WEIGHT: 166g
CBB694MH	LENGTH: 6'9"	LINE: PE 1-2	ACTION: EX-FAST	CAST WEIGHT: 35g MAX	CLOSED LENGTH: 59.5cm	ROD WEIGHT: 140g
CBB704XXH	LENGTH: 7'0"	LINE: PE 2-4	ACTION: EX-FAST	CAST WEIGHT: 100g MAX	CLOSED LENGTH: 61.0cm	ROD WEIGHT: 191g
CBB714H	LENGTH: 7'1"	LINE: PE 1-2.5	ACTION: EX-FAST	CAST WEIGHT: 45g MAX	CLOSED LENGTH: 63cm	ROD WEIGHT: 158g
CBB734XXXH	LENGTH: 7'3"	LINE: PE 3-6	ACTION: EX-FAST	CAST WEIGHT: 140g MAX	CLOSED LENGTH: 63cm	ROD WEIGHT: 191g



**CUSTOM REEL SEAT
FUJI VSS/ECS REEL SEAT**



TORAYCA® 40T CARBON FIBRE MATERIAL



1K CARBON REINFORCED JOINT



FUJI® K-ALCONITE GUIDES

INTRODUCTION

With extensive experience on design and development for travel rods, BONE Fishing World is re-introducing the VOYAGE series. Meet the VOYAGE-X, face-lifted and upgraded from the original VOYAGE travel rod series. Utilizing cutting-edge technology, these rods possess a sharp, high-grade, well-balanced fast action four-section blank that is engineered for the modern-day angler. The VOYAGE-X retains the signature VOYAGE highlight feature, which is the elimination of the uneven spread of weight in each joint, achieving a smooth bend when the rod is loaded.

CONSTRUCTION

Each blank of the BONE VOYAGE-X is constructed using 'TORAYCA' 40 tonne carbon fibre material and is produced by section, which ensures concise fit for each part. Crafted with an enhanced and refined rolling and weaving process, the VOYAGE-X has an increased durability, sensitivity, power, and an exceptional balance on the overall feel of the rod. Joint sections are reinforced with an additional 1k carbon wrap that increases its durability and reduces parts from getting loose.

COMPONENTS

The VOYAGE-X is equipped with FUJI K-Alconite guides that are the industry standard guides in the market. Both spinning and bait casting models are equipped with a new custom reel seat that provides improved ergonomic handling and a comfortable grip. Heavier models are equipped with FUJI ECS reel seats for bait casting and FUJI VSS reel seats for spinning.

TRAVEL CONCEPT

From adventures abroad to everyday use, the VOYAGE-X allows the angler to disassemble it to four pieces, enabling easy storage in a backpack or luggage. Each rod comes neatly packed in a neoprene case with separators for each section. This multi-functional case can be used to store up to four travel rods at a time!

VOYAGE X
FOUR PIECE TRAVEL RODS

VOYAGE X



LINE UP

The VOYAGE-X was designed as an all-round species rod. With a wide variety of models which are available in both spinning and bait casting, and ratings from light to XXXXXH, there will definitely be a suitable rod for almost every target quarry in the world!



[BXC634L **BFS**, BXC664ML, BXC664M, BXC664H, BXC684MH, BXC684XH, BXC704XXH, BXC724MH]

[BXC764XXXH **BFS**, BXC794XXXXH **BFS**, BXC804XXXXH **BFS**]

BAITCASTING

BXC634L BFS	LENGTH : 6'3"	LINE : PE 0.3-1.0	ACTION : MEDIUM FAST	LURE : 3-10g	MAX DRAG : 6.2kg	CLOSE LENGTH : 58.0cm	ROD WEIGHT : 96.5g
BXC664ML	LENGTH : 6'6"	LINE : PE 0.4-1.2	ACTION : FAST	LURE : 5-14g	MAX DRAG : 7.8kg	CLOSE LENGTH : 58.8cm	ROD WEIGHT : 118.0g
BXC664M	LENGTH : 6'5"	LINE : PE 0.8-1.5	ACTION : FAST	LURE : 5-21g	MAX DRAG : 12.0kg	CLOSE LENGTH : 57.5cm	ROD WEIGHT : 114.5g
BXC664H	LENGTH : 6'6"	LINE : PE 1-2.5	ACTION : FAST	LURE : 10-40g	MAX DRAG : 16.0kg	CLOSE LENGTH : 57.5cm	ROD WEIGHT : 132.5g
BXC684MH	LENGTH : 6'8"	LINE : PE 1-2	ACTION : FAST	LURE : 7-28g	MAX DRAG : 10.0kg	CLOSE LENGTH : 60.0cm	ROD WEIGHT : 124.5g
BXC684XH	LENGTH : 6'8"	LINE : PE 1.5-3	ACTION : MEDIUM FAST	LURE : 14-60g	MAX DRAG : 18.0kg	CLOSE LENGTH : 59.5cm	ROD WEIGHT : 141.0g
BXC704XXH	LENGTH : 7'0"	LINE : PE 2-4	ACTION : FAST	LURE : 14-80g	MAX DRAG : 16.0kg	CLOSE LENGTH : 62.2cm	ROD WEIGHT : 157.0g
BXC724MH	LENGTH : 7'2"	LINE : PE 1-2	ACTION : FAST	LURE : 7-35g	MAX DRAG : 14.0kg	CLOSE LENGTH : 63.2cm	ROD WEIGHT : 136.0g
BXC764XXXH BFS	LENGTH : 7'6"	LINE : PE 3-6	ACTION : FAST	LURE : 21-140g	MAX DRAG : 15.0kg	CLOSE LENGTH : 60.0cm	ROD WEIGHT : 216.5g
BXC794XXXXH BFS	LENGTH : 7'9"	LINE : PE 5-8	ACTION : FAST	LURE : 21-280g	MAX DRAG : 15.0kg	CLOSE LENGTH : 61.5cm	ROD WEIGHT : 227.5g
BXC804XXXXH BFS	LENGTH : 8'0"	LINE : PE 6-10	ACTION : FAST	LURE : 21-335g	MAX DRAG : 15.5kg	CLOSE LENGTH : 64.8cm	ROD WEIGHT : 228.0g



[BXS664H, BXS704XH, BXS734MH, BXS764XXH, BXS804MH, BXS904MH]

SPINNING

BXS664H	LENGTH : 6'6"	LINE : PE1-2.5	ACTION : FAST	LURE : 10-40g	MAX DRAG : 16.0kg	CLOSE LENGTH: 56.5cm	ROD WEIGHT : 124.5g
BXS704XH	LENGTH : 7'0"	LINE : PE1.5-3	ACTION : MEDIUM FAST	LURE : 14-70g	MAX DRAG : 16.0kg	CLOSE LENGTH: 60.0cm	ROD WEIGHT : 156.0g
BXS734MH	LENGTH : 7'3"	LINE : PE1-2	ACTION : FAST	LURE : 10-35g	MAX DRAG : 14.5kg	CLOSE LENGTH: 63.5cm	ROD WEIGHT : 134.0g
BXS764XXH	LENGTH : 7'6"	LINE : PE2-4	ACTION : MEDIUM FAST	LURE : 21-90g	MAX DRAG : 13.5kg	CLOSE LENGTH: 62.0cm	ROD WEIGHT : 199.5g
BXS804MH	LENGTH : 8'0"	LINE : PE1-2	ACTION : MEDIUM FAST	LURE : 7-28g	MAX DRAG : 12.0kg	CLOSE LENGTH: 70.5cm	ROD WEIGHT : 174.5g
BXS904MH	LENGTH : 9'0"	LINE : PE1-2.5	ACTION : FAST	LURE : 10-40g	MAX DRAG : 11.0kg	CLOSE LENGTH: 80.8cm	ROD WEIGHT : 194.5g



VOYAGE

EVERY VOYAGE IS AN ADVENTURE

EXPEDITION SERIES

The Voyage Expedition Series is a premium travel rod series featuring an upgraded blank, improved cross wrap finishing in multi-axis with TORAYCA's latest technology carbon sheets. An upgraded version of the standard Voyage series of rods and was designed for a more specific usage, it has an increased power and can take more. Each model comes equipped with Fuji PTS reel seats and a redesigned locking nut, as well as FUJI K-SiC Guides.



Fuji® PTS Reel Seat



Fuji® SiC K-Guides



100% TORAYCA® CARBON



Redesigned Locking Nut



4-Piece Travel Rod



BEC734MH



BEC604H



BEC664XXH



BEC684XXH



BEC604H, AROWANA, 2021, SINGAPORE



BEC664XXH, MALABAR GROUPEr, 2021, SINGAPORE



BEC664XXH, SPOT TAIL BASS, 2019, PAPUA NEW GUINEA



BEC664XXH, PAPIUAN BLACK BASS, 2019, PAPUA NEW GUINEA

YELLOWCHEEK X SNAKEHEAD X SEABASS

BEC734MH LENGTH: 73" LINE: PE1-2 ACTION: FAST LURE WT: 7-40g ROD WT: 161g

The BEC734MH is designed specifically with a longer length, increasing performance when targeting fish like Yellowcheek, Northern Snakehead, and Seabass. It maintains the upgraded Voyage Expedition Series high density carbon blanks and a new repositioned butt joint, giving it the perfect balance and enables the travel rod to have maximum strength and allowing it to be as lightweight on hand.



TIGHT QUARTERS BARRAMUNDI X PEACOCK BASS

BEC604H LENGTH: 60" LINE: PE1-2.5 ACTION: MEDIUM FAST LURE WT: 10-40g ROD WT: 131g

The Voyage Expedition Tight Quarters Barramundi x Peacock Bass model features an upgraded blank, crossed wrapped in multiple angles with TORAYCA's® latest technology carbon sheets. Designed specifically for fishing narrow creeks or tight areas where accurate pitches are needed, and has a medium fast action. It has a cropped length for pitching and casting accurately into tight spots and snags.



The Voyage Expedition Papuan Black Bass model features an upgraded blank, crossed wrapped in multiple angles with TORAYCA's® latest technology carbon sheets. Designed specifically for the sole purpose of targeting the brutal Papuan Black Bass, this enables the travel rod to have maximum strength and allowing it to be as lightweight as possible.

PAPUAN BLACK BASS

BEC664XXH LENGTH: 66" LINE: PE2-4 ACTION: FAST LURE WT: 10-90g ROD WT: 147g



PAPUAN BASS X BIG BAIT

BEC684XXXH LENGTH: 68" LINE: PE3-6 ACTION: FAST LURE WT: 14-140g ROD WT: 154g

The Voyage Expedition Papuan Bass x Big Bait model features an upgraded blank, crossed wrapped in multiple angles with TORAYCA's® latest technology carbon sheets. This enables the travel rod to have maximum strength and allowing it to be as lightweight as possible. Designed specifically for the sole purpose of targeting the brutal Papuan Black Bass using bigger and heavier baits.





VOYAGE

EVERY VOYAGE IS AN ADVENTURE

SALTFINESSE



FUJI TVS REEL SEAT



FUJI® ALCONITE K-Guide



FOUR PIECE TRAVEL MOBILITY

The Voyage Salt Finesse models feature an improved 4-piece blank re-designed specially for light tackle rods. It is super-light in weight, increased sensitivity, and can take a beating with its superior power.

Although it is designed as a 4-piece travel rod, as with all Voyage models, our main focus was to make it feel and perform just like a 1-piece rod, and it does.

The Voyage Salt Finesse models maintain the signature feature of the evenly balanced out weight on each joint, which allows a nice smooth bend when the rod is loaded. The lineup consists of an all spinning range, ratings from ultra-light to medium rated travel spinning rods. Built generally for saltwater shore casting with smaller lures, soft plastics, or jigs, it can also be used for any light tackle work in freshwater if required.

Additions to the BONE Voyage Salt Finesse Travel Rod Series, baitcast models. Retaining its solid feather light blank, it is perfect when pairing it with BFS reels with its ultra-light to light ratings. It features a longer length blank that is suitable for various shore game application, from light rock fishing, shore jigging, to light lure casting.





BVS664UL



BVS704ML

SPINNING

<i>BVS664UL</i>	LENGTH: 6 ⁰⁶ □	LINE: PE0.1-0.4	ACTION: FAST	LURE WT: 0.4-5g	ROD WT: 90g
<i>BVS684UL</i>	LENGTH: 6 ⁰⁸ □	LINE: PE0.2-0.6	ACTION: EX.FAST	LURE WT: 0.5-7g	ROD WT: 100g
<i>BVS704UL</i>	LENGTH: 7 ⁰⁰ □	LINE: PE0.2-0.6	ACTION: FAST	LURE WT: 0.5-7g	ROD WT: 95g
<i>BVS734UL</i>	LENGTH: 7 ⁰³ □	LINE: PE0.2-0.6	ACTION: EX.FAST	LURE WT: 1-7g	ROD WT: 104g
<i>BVS634L</i>	LENGTH: 6 ⁰³ □	LINE: PE0.3-0.8	ACTION: FAST	LURE WT: 1-12g	ROD WT: 104g
<i>BVS684L</i>	LENGTH: 6 ⁰⁸ □	LINE: PE0.3-0.8	ACTION: EX.FAST	LURE WT: 1-12g	ROD WT: 109g
<i>BVS704L</i>	LENGTH: 7 ⁰⁰ □	LINE: PE0.3-0.8	ACTION: EX.FAST	LURE WT: 3-14g	ROD WT: 109g
<i>BVS764L</i>	LENGTH: 7 ⁰⁶ □	LINE: PE0.3-0.8	ACTION: FAST	LURE WT: 1-12g	ROD WT: 101g
<i>BVS704ML</i>	LENGTH: 7 ⁰⁰ □	LINE: PE0.5-1.0	ACTION: FAST	LURE WT: 4-16g	ROD WT: 114g
<i>BVS764ML</i>	LENGTH: 7 ⁰⁶ □	LINE: PE0.5-1.0	ACTION: EX.FAST	LURE WT: 1-14g	ROD WT: 117g
<i>BVS804ML</i>	LENGTH: 8 ⁰⁰ □	LINE: PE0.5-1.0	ACTION: FAST	LURE WT: 1-14g	ROD WT: 128g
<i>BVS764M</i>	LENGTH: 7 ⁰⁶ □	LINE: PE0.8-1.6	ACTION: FAST	LURE WT: 5-21g	ROD WT: 125g
<i>BVS784M</i>	LENGTH: 7 ⁰⁸ □	LINE: PE0.8-1.6	ACTION: EX.FAST	LURE WT: 5-21g	ROD WT: 132g



BVC764L

BAITCASTING

<i>BVC664UL</i>	LENGTH: 6 ⁰⁶ □	LINE: PE0.1-0.4	ACTION: FAST	LURE WT: 0.4-5g	ROD WT: 90g
<i>BVC704UL</i>	LENGTH: 7 ⁰⁰ □	LINE: PE0.2-0.6	ACTION: FAST	LURE WT: 0.5-7g	ROD WT: 95g
<i>BVC764L</i>	LENGTH: 7 ⁰⁶ □	LINE: PE0.3-0.8	ACTION: FAST	LURE WT: 1-12g	ROD WT: 100g



VOYAGE

EVERY VOYAGE IS AN ADVENTURE

SALTFINESSE LITE

CARBON SOLID TIP

The BONE Voyage Salt Finesse LITE travel rod comprises of six new models added to the line-up. Each of these models feature a carbon solid tip section for added sensitivity and an upgraded 100% TORAY feather-light carbon blank that was built specifically for extreme light saltwater game scenario. The lighter specification models were made for use with polyester or light game PE lines, and is perfect for micro soft plastics and jigs, while the slightly heavier specification models can be used with smaller hardbody lures or light jigs. The longer lengths enables usage in shore based application. Equipped with the FUJI SKSS/ASH reel seats and FUJI TITANIUM AT guides that keep the rod minimal and light in weight, as well as increasing its sensitivity to the touch.



VOYAGE

EVERY VOYAGE IS AN ADVENTURE

SALTFINESSE LITE

CARBON SOLID TIP



FUJI SKSS/ASH REEL SEAT



100% TORAYCA © CARBON



CARBON REINFORCED JOINT



FUJI® TITANIUM SiC GUIDE



<i>BVS604XULG</i>	LENGTH: 60□ LINE: PE0.1-0.4 MONO 0.5-3lb	ACTION: EXTRA FAST	LURE WT: 0.1-3g	ROD WT: 64g	CLOSED LENGTH: 49cm
<i>BVS644ULG</i>	LENGTH: 64□ LINE: PE0.1-0.4 MONO 1-4lb	ACTION: EXTRA FAST	LURE WT: 0.5-4g	ROD WT: 95g	CLOSED LENGTH: 52cm
<i>BVS704ULG</i>	LENGTH: 70□ LINE: PE0.1-0.5 MONO 1-6lb	ACTION: EXTRA FAST	LURE WT: 0.5-7g	ROD WT: 70g	CLOSED LENGTH: 57cm
<i>BVS704LG</i>	LENGTH: 70□ LINE: PE0.4-0.8 MONO 2-6lb	ACTION: EXTRA FAST	LURE WT: 2-12g	ROD WT: 69g	CLOSED LENGTH: 57cm
<i>BVS734LG</i>	LENGTH: 73□ LINE: PE0.4-0.8	ACTION: EXTRA FAST	LURE WT: 1-8g	ROD WT: 73g	CLOSED LENGTH: 59cm
<i>BVS774MLG</i>	LENGTH: 77□ LINE: PE0.4-1.2	ACTION: EXTRA FAST	LURE WT: 3-14g	ROD WT: 83g	CLOSED LENGTH: 61cm



VOYAGE *STREAM SPECIAL*

EVERY VOYAGE IS AN ADVENTURE

The Stream Special is a shorter rod built for stream game. Wrapped with TORAYCA® latest technology carbon sheets, its blank retains its specialty as a four-piece travel rod that feels like a one piece rod, with the elimination of all flat spots.

The Stream Special is an ultra-light only model that is available in both spinning and baitcasting. Designed for the more tropical type stream targets, it has a fast action blank that allows for stronger fighting fish and increased control especially when working ultra-light lures. The Stream Special rods comes equipped with Fuji TVS and ACS reel seats for both spin and baitcasting respectively, and Fuji K-Alconite guides for the best power and sensitivity balance.



<i>BVC5104UL</i>	LENGTH: 5'10"	LINE: PE0.1-0.7	ACTION: FAST	LURE WT: 2-8g	ROD WT: 109g
<i>BVS5104XUL</i>	LENGTH: 5'10"	LINE: PE0.1-0.6	ACTION: FAST	LURE WT: 1-6g	ROD WT: 93g



FUJI® ALCONITE K-Guide



**Reinforced Joints
100% TORAYCA® CARBON Blank**



**FUJI® TVS Reel Seat(Spinning)
FUJI® ACS Reel Seat(Casting)**



4-piece Mobility



BVC5104UL, THAI GOLD MAHSEER, THAILAND, 2020

BVS5104XUL, Burmese Trout, Thailand, 2020



Thailand Pro Staff Sam Wongchai fully utilising the Voyage Stream Special Travel rods for the majestic Thai Gold Mahseer, a tropical predatory carp that inhabits fast flowing rivers and streams of Thailand.



OCEAN THUG VOYAGE

OFFSHORE TRAVEL ROD SERIES

The Ocean Thug Series features an extensive range of offshore rods. These include a wide range of various specific offshore game rods. The rods are cross wrapped in multiple angles with 100% Torayca carbon sheets, which were tested to extreme measures. All models have been tested in each fishing application rigorously and have been proven to bring up massive sized fish with confidence.

TRAVEL STICKBAIT

TRAVEL LIGHT POPPING/CASTING

TRAVEL JIGGING/OVERHEAD

TRAVEL SLOW JIGGING



OCEAN VOYAGE TRAVEL STICKBAIT



The new OCEAN VOYAGE Travel Stickbait model features a sturdy four section travel blank that can fit in most suitcases. Constructed with 100% 'TORAYCA' carbon fibre material, the blank utilises the enhanced unique rolling process that provides easy lifting power, yet keeping it light in weight and maintaining high blank sensitivity. With reinforced joint sections, the OCEAN VOYAGE STICKBAIT model is most suitable for big game stickbaiting scenario. The versatile medium fast action blank provides an easy loading on the cast, as well as working stickbaits gracefully with each sweep. Built to handle a wide range of topwater pelagic targets such as the TUNA and GTs, it handles a max drag of 12kg and casts up to 180g. Equipped with FUJI DPS reel seats and FUJI K-SiC guides.



100% TORAYCA® CARBON FIBRE BLANK FUJI K-SiC GUIDES FUJI DPS REEL SEAT 4PC TRAVEL ROD



OVS834/8 (4PC) LENGTH: 8'3" LINE: PE6-8 LURE: 180g Max MAX DRAG: 12kg ROD WT: 373g



OCEAN VOYAGE

TRAVEL LIGHT POPPING/CASTING



The new OCEAN VOYAGE Travel Light Casting/Popping models features a sturdy four section travel blank that can fit in most suitcases. Constructed with 100% 'TORAYCA' carbon fibre material, the blank utilises the enhanced unique rolling process that provides easy lifting power, yet keeping it light in weight and maintaining high blank sensitivity. The line-up has a good range of range of 3 models that can cover most light casting and light popping scenarios. Reinforced joint sections provide extra strength and loading power to handle the bluewater targets on heavier 40-100g lures. Equipped with FUJI DPS reel seats and FUJI K-SiC guides.



100% TORAYCA® CARBON FIBRE BLANK



FUJI K-SiC GUIDES



FUJI DPS REEL SEAT



4PC BUTT JOINT

LIGHT CASTING

OVLC764ML (4pc) LENGTH: 7'6" LINE: PE 1-2 LURE: 60g Max. ACTION: Fast ROD WT: 288g

OVLC764MHX (4pc) LENGTH: 7'6" LINE: PE 2-4 LURE: 90g Max. ACTION: Fast ROD WT: 297g

LIGHT POPPING


OVL834H (4pc) LENGTH: 8'3" LINE: PE 3-6 LURE: 110g Max. ACTION: Fast ROD WT: 331g



OCEAN VOYAGE TRAVEL JIGGING



The new Ocean Voyage Jigging models feature a three piece travel rod that is available in both spinning and overhead. Constructed with 100% 'TORAYCA' carbon fibre material, the blank utilises the enhanced unique rolling process that provides easy lifting power, yet keeping it light in weight and maintaining high blank sensitivity. With reinforced joint sections, the OCEAN VOYAGE JIGGING models are most suitable for fast pitch jigging in most scenarios, especially for larger sized pelagic species. The versatile medium fast action allows the rod to be pitched with ease and reduces fatigue. Each rod comes equipped with FUJI K-SiC guides and FUJI DPS (spinning) / PLS (overhead) reel seats, and can break down to three pieces that will fit most suitcases.



100% TORAYCA© CARBON FIBRE BLANK FUJI K-SiC GUIDES FUJI DPS REEL SEAT (SPINNING) / FUJI PLS REEL SEAT (OVERHEAD) 3PC TRAVEL ROD

SPINNING

<i>OVJS603/4</i> (3pc)	LENGTH: 6'0"	LINE: PE 2-4	LURE: 350g Max.	ROD WT: 281g
<i>OVJS563/6</i> (3pc)	LENGTH: 5'6"	LINE: PE 3-6	LURE: 500g Max.	ROD WT: 278g

OVERHEAD

<i>OVJB603/4</i> (3pc)	LENGTH: 6'0"	LINE: PE 2-4	LURE: 350g Max.	ROD WT: 278g
<i>OVJB563/6</i> (3pc)	LENGTH: 5'6"	LINE: PE 3-6	LURE: 500g Max.	ROD WT: 274g





OCEAN VOYAGE TRAVEL SLOW JIGGING



The new Ocean Voyage Slow Jigging models feature a three piece travel rod that is an overhead only configuration. Incorporating the enhanced unique rolling process on the blanks, utilising the 100% 'TORAYCA' carbon fibre material, which ensures easy lifting power for the angler while exerting maximum pressure on fish. This game changing factor assists the angler by exerting less effort, especially in deeper water and extended fights with harder fishing species. Available in one specification rating, it has a crisp recoil and rebound on each pitch, enabling slow pitch jigs to be worked realistically and gracefully for a more natural presentation. Coupled with a strong backbone that provides good lifting power, the slow jigging model's travel blank are able to pack a punch when hooked on to big fish. An extended butt section designed with a flat top improves its handling and comfort for under-arm pitches. With reinforced joint sections, the versatile medium fast action allows the rod to be pitched with ease and reduces fatigue. Each rod comes equipped with FUJI K-SiC guides and PLS reel seats, and can break down to three pieces that will fit most suitcases.



100% TORAYCA® CARBON FIBRE BLANK

FUJI K-SiC GUIDES

FUJI PLS REEL SEAT

3PC TRAVEL ROD

POWER 1

OVC6331SF (3pc) LENGTH: 6'3" LINE: PE1.5 Max. LURE: 250g Max. ROD WT: 179g

POWER 2

OVC6332SF (3pc) LENGTH: 6'3" LINE: PE2 Max. LURE: 450g Max. ROD WT: 185g

POWER 3

OVC6333SF (3pc) LENGTH: 6'3" LINE: PE2.5 Max. LURE: 550g Max. ROD WT: 190g

△
水



VOYAGE

HEARTCORE


VOYAGE

RVS66411



 **BONE**
BEGINNING OF NEVER ENDING

RODS



DRAGO




Introducing the revolutionary BONE DRAGO series, a momentous achievement in rod craftsmanship by BONE Fishing World. With unparalleled dedication, we proudly unveil our finest rod-making creation, the DRAGO series, which stands as a testament to our years of expertise and relentless pursuit of perfection. From components to design, performance, and aesthetic appeal, no expense has been spared in curating this exceptional line of top-tier rods for the esteemed BONE brand.

Experience the unparalleled craftsmanship of the BONE DRAGO, where the customised full carbon fibre handle section and the exceptionally high-quality fast action blank, equipped with only the finest components, unite to create the rod of your dreams.





ANTI-SLIP STRIPS FOR ENHANCE STABILITY AND HANDLING



'TORAYCA' 40-TON+T1100G CARBON FIBRE BLANK



CUSTOMISED 100% FULL CARBON FIBRE HANDLE & REEL SEAT



FUJI K-SiC GUIDES

CUSTOMISED 100% CARBON FIBRE HANDLE & LOCK NUT

The specially crafted 100% full carbon fibre handle and reel seat was meticulously designed by the esteemed Mr. Bone Lim for the perfect ergonomic grip that is not only aesthetically pleasing but electric to the touch. Its tubular structured concept ensures utmost sensitivity, enabling you to detect even the lightest taps on your lure. The handle's feather-light weight is meticulously balanced with the overall rod performance. The rubber paint coating and anti-slip strips on the grip area further enhance stability, while the customised reel seat is matched with the FUJI K-DPS lock-nut, providing an unbridled performance and flawless aesthetics.

100% 'TORAYCA' 40-TON T1100G CARBON FIBRE MATERIAL BLANK

At the core of the DRAGO's prowess lies the 'TORAYCA' T1100G and 'TORAYCA' 40-TON carbon fibre sheets meticulously structured through a multi-axis rolling formation process. The result is a signature DRAGO blank boasting a crisp, high response, and fast taper design that strikes the perfect balance between power and lightness. The blank is complemented with FUJI K-SiC guides, which increases overall sensitivity and balance.

BLANK ACTION

The DRAGO series impresses with its fast action blank, available in a range of staple baitcasting specifications, from BFS to HEAVY ratings, tailored to suit diverse fishing scenarios. While it was originally designed for Bass game, the DRAGO's versatility has proven itself across various fishing styles and target species in both freshwater and saltwater settings.

DRC63L <small>(1pc rod)</small>	LENGTH: 6'3"	LINE: 3-10lb	ACTION: FAST	WEIGHT: 3-10g
DRC65ML <small>(1pc rod)</small>	LENGTH: 6'5"	LINE: 5-14lb	ACTION: FAST	WEIGHT: 3.5-14g
DRC67MH <small>(1pc rod)</small>	LENGTH: 6'7"	LINE: 10-20lb	ACTION: FAST	WEIGHT: 7-28g
DRC610M <small>(1pc rod)</small>	LENGTH: 6'10"	LINE: 8-16lb	ACTION: FAST	WEIGHT: 7-21g
DRC611MHX <small>(1pc rod)</small>	LENGTH: 6'11"	LINE: 10-25lb	ACTION: FAST	WEIGHT: 7-40g
DRC721H <small>(2pc Butt Joint)</small>	LENGTH: 7'2"	LINE: 15-30lb	ACTION: FAST	WEIGHT: 10-112g



COMBAT BEAST

MONSTER SPEC 


MONSTROUSLY STRONG RODS FOR MONSTROUSLY STRONG BEASTS

The Combat Beast series was specifically designed to take on giant finned beasts with ease. With the extra fast action and 4-axis cross 'TORAY' carbon wrapping, it maintains its super stiff backbone and prevents blank twist. Fitted with Fuji K-SiC Guides and Fuji ECS Reel Seat for optimum sensitivity.



4-Axis Carbon Cross Wrap

Eliminating blank twist, the number one enemy of any high drag fishing tug-of-war, and reinforces the structural stability of the blank in order to maximise power



Fuji® K-Sic Guides

Light in weight, big on toughness, the FUJI K-SiC guides are built for smooth operation during prolonged battles



Fuji® Reel Seat

Built to last under the toughest conditions, these secure seats anchor your reel to the rod, and make sure it goes the distance with you.



NOTE: ALL MODELS OF THE COMBAT BEAST ARE TWO-PIECE BUTT JOINT SECTIONS

CBB6101M	LENGTH: 6'10"	LINE: PE 0.8-1.6	ACTION: FAST	CAST WT: MAX 28g	ROD WT: 145g
CBB701MH	LENGTH: 7'0"	LINE: PE 1-2	ACTION: FAST	CAST WT: MAX 35g	ROD WT: 153g
CBB731H	LENGTH: 7'3"	LINE: PE 1-2.5	ACTION: FAST	CAST WT: MAX 45g	ROD WT: 166g
CBB631XH	LENGTH: 6'3"	LINE: PE 1.5-3	ACTION: FAST	CAST WT: MAX 70g	ROD WT: 157g
CBB661XXH	LENGTH: 6'6"	LINE: PE 2-4	ACTION: FAST	CAST WT: MAX 100g	ROD WT: 171g
CBB711XXH	LENGTH: 7'0"	LINE: PE 2-4	ACTION: FAST	CAST WT: MAX 100g	ROD WT: 164g
CBB681XXXH	LENGTH: 6'8"	LINE: PE 3-6	ACTION: FAST	CAST WT: MAX 140g	ROD WT: 181g



CBB681XXXH, Spot Tail Bass, Papua New Guinea, 2019



CBB681XXXH, Papuan Black Bass, Papua New Guinea, 2017



CBB631XH, Yellowcheek Carp, China, 2017



CBB661XXH, Spot Tail Bass, Papua New Guinea, 2019



BLACK RIVER

GO DOWN DEEP WHERE THE MONSTERS LURK

Originally designed to target monster fish holding in tight quarters such as narrow and tight rivers, either from boat or shore, the BONE Black River is a one piece rod series with a generally shorter length (from 6'0" to 6'5").

It is the perfect rod for river game fish, especially targeting fishes in fast flowing waters like the Wallago (Tapah), Mahseer, and Sebarau (Hampala), where a lot of smaller lures are used, yet requiring a strong enough power on the rod. Ideal also for mangrove river game, for species like Barramundi or Mangrove Jacks, and even the mighty Papuan Black Bass.





FUJI K ALCONITE GUIDES

FUJI ACS REEL SEATS (BAITCASTING)
FUJI VSS REEL SEATS (SPINNING)

TORAYCA CARBON BLANK

TECH SPECS

The blank, which is wrapped in multi-axis with the 'TORAY' 100% carbon material, has a medium fast action and a softer tip section to allow a wide casting range (BRC65XXH PE 2-4, casting 10-65g), yet keeping it light in weight without compromising on power. It has a powerful enough backbone that enables you to land monsters should you hook on to one. Equipped with quality Fuji parts such as the ACS/IPS Reel Seat, and K-Alconite guides, the BONE Black River has a super light feel on hand, allowing it to be effortless when working lures or casting. A 7'0" variation (BRS/BRC701XH, PE 1.5-3, casting 14-70g) in both spinning and casting was added as the action of the rod was perfect for Snakehead/Heavy Cover/Frog game.

BRC60H

(1pc Rod)

LENGTH: 6'0" LINE: PE 1-2 ACTION: MEDIUM FAST CAST WT: 5-35g ROD WT: 123g

BRC62XH

(1pc Rod)

LENGTH: 6'2" LINE: PE 1.5-3 ACTION: MEDIUM FAST CAST WT: 8-50g ROD WT: 126g

BRC701XH

(2pc Butt Joint)

LENGTH: 7'0" LINE: PE 1.5-3 ACTION: MEDIUM FAST CAST WT: 14-70g ROD WT: 172g

BRS701XH

(SPINNING) (2pc Butt Joint)

LENGTH: 7'0" LINE: PE 1.5-3 ACTION: MEDIUM FAST CAST WT: 14-70g ROD WT: 166g

BRC65XXH

(1pc Rod)

LENGTH: 6'5" LINE: PE 2-4 ACTION: MEDIUM FAST CAST WT: 10-65g ROD WT: 139g



HEARTCORE

TWO PIECE SHORE GAME ROD

Built with a new blank structure, constructed with TORAY T1100 carbon material, the Heartcore series is the newest rod series in the BONE lineup. It features a unique blank action that is super robust and ultralight in weight. It adopts an improved blank rolling process. With multiple layer wrappings on each roll from the base to the tip, it creates a sturdy taper which allows for maximum sensitivity and flexibility. Equipped with precisely placed FUJI K-Alconite Guides, it creates a beautiful curve and enables maximum casting distance. Utilising the FUJI VSS and PTS reel seats for spinning and bait casting respectively, each model is built as two-piece rods for excellent balance and sensitivity.



100% 'Torayca' T1100
Carbon Graphite Blank

Fuji Alconite Guide

Baitcast
- FUJI PTS REEL SEAT
Spinning
- FUJI VSS REEL SEAT

SHORECASTING SPEC

The Heartcore has a range of longer length rods in both spinning and baitcasting. Designed to excel in shore based situations with its longer lengths, it has various lengths ranging from 8'6" to 9'8" for spinning and 7'5" to 8'3" for bait casting, which makes it perfect for lure casting for Seabass, shore jigging for pelagic, or simply any lure fishing situation that needs that long distance casting.



BHC862MHS



BHC752MHC

ALL MODELS ARE 2-PIECE MID JOINT

BHC862MLS	LENGTH: 8'6"	LINE: PE0.6-1.5	CAST WT: 5-28g	ACTION: FAST	ROD WT: 128g
BHC862MS	LENGTH: 8'6"	LINE: PE0.8-2.0	CAST WT: 7-35g	ACTION: FAST	ROD WT: 129.2g
BHC862MHS	LENGTH: 8'6"	LINE: PE1.0-2.5	CAST WT: 10-42g	ACTION: MEDIUM FAST	ROD WT: 133.1g
BHC922MS	LENGTH: 9'2"	LINE: PE0.8-2.0	CAST WT: 10-42g	ACTION: FAST	ROD WT: 138.5g
BHC982MS	LENGTH: 9'8"	LINE: PE0.8-2.0	CAST WT: 10-42g	ACTION: FAST	ROD WT: 145.3g
BHC762MLC	LENGTH: 7'6"	LINE: PE1.0-2.0	CAST WT: 7-25g	ACTION: FAST	ROD WT: 127.6g
BHC752MC	LENGTH: 7'5"	LINE: PE1.0-2.0	CAST WT: 7-25g	ACTION: FAST	ROD WT: 130.9g
BHC832MC	LENGTH: 8'3"	LINE: PE1.0-2.0	CAST WT: 8-42g	ACTION: FAST	ROD WT: 145.4g
BHC752MHC	LENGTH: 7'5"	LINE: PE0.8-2.0	CAST WT: 7-35g	ACTION: MEDIUM FAST	ROD WT: 136.8g






NEW SERIES ADDITIONS

HEARTCORE

TWO PIECE SHORE GAME ROD



Spinning - FUJI VSS REEL SEAT
Casting - FUJI PTS REEL SEAT



K-ALCONITE GUIDE



100% TORAY CARBON FIBRE

SHORT VERSION SPEC

The newly added models for the BONE HEARTCORE series feature a shorter length from 6'7" to 7'1" for bait casting models and 6'11" to 7'3" for spinning models. Designed for boat or kayak casting, it has a range of light to medium-heavy ratings. It retains the signature HEARTCORE blank taper that is constructed with the 'TORAYCA' T1100 carbon fibre which is the perfect blend of light, sensitive, and tough. Equipped with FUJI K-Alconite Guide, FUJI VSS Reel Seats on spinning models and FUJI PTS Reel Seats on Baitcasting models.

ALL MODELS ARE 2-PIECE MID JOINT

BHC6112LS	LENGTH: 6'11"	LINE: PE0.3-1.2	CAST WT: 3-14g	ACTION: FAST	ROD WT: 98g
BHC712MLS	LENGTH: 7'1"	LINE: PE0.6-1.5	CAST WT: 5-25g	ACTION: FAST	ROD WT: 109g
BHC732MS	LENGTH: 7'3"	LINE: PE0.8-2.0	CAST WT: 10-42g	ACTION: FAST	ROD WT: 127g
BHC672LC	LENGTH: 6'7"	LINE: PE0.3-1.0	CAST WT: 3-10g	ACTION: FAST	ROD WT: 114g
BHC692MLC	LENGTH: 6'9"	LINE: PE0.4-1.2	CAST WT: 5-14g	ACTION: FAST	ROD WT: 114g
BHC6112MC	LENGTH: 6'11"	LINE: PE0.6-1.5	CAST WT: 7-25g	ACTION: FAST	ROD WT: 129g
BHC712MHC	LENGTH: 7'1"	LINE: PE1.0-2.5	CAST WT: 8-35g	ACTION: FAST	ROD WT: 125g







SHORE BARRAGE



The BONE Shore Barrage is a new premium line up of rods designed specially for shore casting. The blank is constructed with the 'TORAY' T1100 carbon material in a 4-axis rolling process to produce a high responsive fast action blank. Additional reinforcements of the blank with a cross binding doubles its strength for the rod, albeit keeping it light and sensitive, with a gloss finishing that gives it a sleek look. Equipped with FUJI K-SiC guides, and FUJI VSS/B reel seats, it features a custom full carbon grip and metal front ring for enhanced sensitivity and an exquisite finish. Topped off with the classic BONE grey camo EVA butt.




Fuji® SIC K-Guides



TORAYCA T1100 Carbon Blank



FUJI VSS Reel Seat



Signature BONE Handle Design



BSB762L	LENGTH: 7'6"	ACTION: FAST	LINE: PE0.6-1.2	LURE: 5-16g	ROD WEIGHT: 130.6g
BSB762ML	LENGTH: 7'6"	ACTION: FAST	LINE: PE0.8-1.5	LURE: 6-21g	ROD WEIGHT: 132g
BSB802M	LENGTH: 8'0"	ACTION: FAST	LINE: PE0.8-2.0	LURE: 7-30g	ROD WEIGHT: 144g
BSB702UL	LENGTH: 7'0"	ACTION: FAST	LINE: PE0.5-1.0	LURE: 3-14g	
BSB702L	LENGTH: 7'0"	ACTION: FAST	LINE: PE0.8-1.2	LURE: 5-16g	
BSB702ML	LENGTH: 7'0"	ACTION: FAST	LINE: PE0.8-1.5	LURE: 6-21g	
BSB752M	LENGTH: 7'5"	ACTION: FAST	LINE: PE0.8-1.5	LURE: 6-25g	
BSB752MH	LENGTH: 7'5"	ACTION: FAST	LINE: PE0.8-1.2	LURE: 7-30g	
BSB862ML	LENGTH: 8'6"	ACTION: FAST	LINE: PE0.8-1.5	LURE: 6-25g	
BSB862M	LENGTH: 8'6"	ACTION: FAST	LINE: PE0.8-1.5	LURE: 6-25g	
BSB862MH	LENGTH: 8'6"	ACTION: FAST	LINE: PE0.6-2	LURE: 7-30g	
BSB903M (3-PIECE)	LENGTH: 9'0"	ACTION: FAST	LINE: PE0.8-1.5	LURE: 7-28g	
BSB903MH (3-PIECE)	LENGTH: 9'0"	ACTION: FAST	LINE: PE0.8-2	LURE: 7-35g	



OCEAN THUG

— WHEN THE THUGS MEET —

The Ocean Thug Series features an extensive range of offshore rods. These include a wide range of various specific offshore game rods. The rods are cross wrapped in multiple angles with 100% Torayca carbon sheets, which were tested to extreme measures. All models have been tested in each fishing application rigorously and have been proven to bring up massive sized fish with confidence.

POPPING LIGHT STICKBAIT TUNA

JIGGING SLOW JIGGING

LIGHT JIGGING LIGHT CASTING/POPPING

TENYA MICRO JIGGING





OCEAN THUG POPPING SERIES

WHEN THE THUGS MEET



The new OCEAN THUG Popping models feature a range of big game casting rods that are built to handle trophy class GTs, Tuna, and other topwater popping game species. Incorporating the enhanced unique rolling process on the blanks, utilising the 100% 'TORAYCA' carbon fibre material, which ensures easy lifting power for the angler while exerting maximum pressure on fish. Combined with the super light and well balanced blanks, it enables easy loading and casting throughout the day with less fatigue. Featuring 3 models that are designed for stickbait and chuggers, it comes equipped with FUJI DPS reel seats and FUJI K-SiC guides.



100% TORAYCA© CARBON FIBRE BLANK

FUJI K-SiC GUIDES

FUJI DPS REEL SEAT

OCEAN THUG CHUGGER

OTC710/10 (2pc Butt Joint) **LENGTH: 7'10"** **LINE: PE8-10** **LURE: 200g Max.** **ROD WT: 380g**

The chugger model was designed with a superior action blank that provides sufficient power for bigger GT. With a length of 7'10", it has a well balanced stiffer front section for working bigger cupped poppers and yet providing easy loading on the cast, which reduces fatigue throughout the day. The enhanced rolling process of the blank provides a forgiving experience while fighting fish. It is the ultimate rod for monster class GT.

OCEAN THUG STICKBAIT

OTS80/10 (2pc Butt Joint) **LENGTH: 8'0"** **LINE: PE8-10** **LURE: 250g Max.** **ROD WT: 342g**

The Stickbait model was designed for targeting trophy class GT with stickbaits. With stickbaits getting more productive on GT game in the recent years, BONE developed this model with a powerful backbone, yet keeping the softer top section for working stickbaits gracefully on each sweep. It is feather-light in weight, and retaining its blank with its key feature of the easy lifting power but providing maximum pressure on the fish. The Stickbait 8'0" model also feature a super easy load on the cast, and maximises the performance when casting throughout the day with less fatigue. Smaller cupped poppers are suitable with the rod when required, making it an all round big game GT casting rod.

OTS83/8 (2pc Butt Joint) **LENGTH: 8'3"** **LINE: PE6-8** **LURE: 180g Max.** **ROD WT: 371g**

The Stickbait 8'3" model was designed with a medium fast action and a better recoil when casting stickbaits. The concept of the rod was designed with big game Tuna fishing in mind, hence the softer action for cushioning the long runs of trophy Tuna. With a longer length of 8'3", it provides further casting distances especially when casting to frenzied Tuna. It can work smaller cupped poppers when required, making it the ideal choice of rod when targeting big game Tuna.



OCEAN THUG

WHEN THE THUGS MEET



100% TORAYCA® CARBON BLANK

FUJI K-SIC GUIDES

FUJI DPS REEL SEAT



LIGHT STICKBAIT



OTL5801H (2pc Butt Joint) LENGTH: 8'0" LINE: PE 3-6 ACTION: MEDIUM FAST LURE WT: 40-120g ROD WT: 385g

The OCEAN THUG LIGHT STICKBAIT rod features a medium fast action blank, which provides a softer upper section. This allows stickbaits ranging from 60-110g to be worked gracefully and effortlessly as well as providing an easy loading on the cast. This also significantly reduces fatigue on the angler, especially with prolonged fights with fish such as Tuna. The LIGHT STICKBAIT model incorporates the new signature OCEAN THUG blanks, with the enhanced rolling process that utilises 100% 'TORAYCA' carbon fibre material, ensuring easy lifting power for the angler while exerting maximum pressure on fish.



TUNA



OTT82/8 (2pc Butt Joint) LENGTH: 8'2" LINE: PE 5-8 ACTION: MEDIUM FAST LURE WT: 80-150g ROD WT: 387g


The OCEAN THUG TUNA rod features a heavier blank that is designed to take on Tuna on lure casting. With a slightly longer length of 8'2", and a softer upper section, it provides an easy loading on the cast which effortlessly gets the required distance on the surface frenzy. The medium fast blank allows anglers to work stickbaits gracefully, and even poppers if required. It also significantly reduces fatigue on the angler, especially with prolonged fights with the Tuna. The TUNA model incorporates the new signature OCEAN THUG blanks, with the enhanced rolling process that utilises 100% 'TORAYCA' carbon fibre material, ensuring easy lifting power for the angler while exerting maximum pressure on fish.



OCEAN THUG

WHEN THE THUGS MEET

JIGGING SERIES



100% TORAYCA® CARBON FIBRE BLANK



FUJI K-SiC GUIDES



FUJI DPS REEL SEAT (SPINNING)
FUJI PLS REEL SEAT (OVERHEAD)

The new OCEAN THUG Jigging models feature a range of standard jigging rods built to handle larger game fish on medium to heavier jigs. Incorporating the enhanced unique rolling process on the blanks, utilising the 100% 'TORAYCA' carbon fibre material, which ensures easy lifting power for the angler while exerting maximum pressure on fish. Available in three ranges of specs in both spinning and overhead, each rod was designed with a medium fast action that provides a comfortable fast pitch jigging that reduces fatigue. With the wide range of available specs, it covers the majority of fast pitch jigging scenarios. Built as a one piece blank, each rod is equipped with FUJI K-SiC guides and FUJI DPS (spinning) / PLS (overhead) reel seats.

HEAVY JIGGING

The heaviest range of the series feature a shorter blank of 5'6", which massively increases its lifting power and ease of working heavier jigs of up to 500g. This rod was built to handle and target trophy class fish such as Tuna, Dogtooth, Amberjack and other demersal pelagic fish in much deeper waters with heavier lines of up to PE6.

OTNJ556/6 (1pc)	LENGTH: 5'6"	LINE: PE3-6	LURE: 500g Max.	ROD WT: 286g
OTNJB56/6 (1pc)	LENGTH: 5'6"	LINE: PE3-6	LURE: 500g Max.	ROD WT.: 286g

ALL-ROUND JIGGING

The all-round spec that is suitable in most scenarios of jigging. With a universal length of 6'0", it performs exceptionally well in both deeper and shallow water situations, with enough stopping power when hooked up to bigger fish. Fast pitch jigs of up to 350g comfortably with its versatile and easy blank.

OTNJ560/4 (1pc)	LENGTH: 6'0"	LINE: PE2-4	LURE: 350g Max.	ROD WT: 281g
OTNJB60/4 (1pc)	LENGTH: 6'0"	LINE: PE2-4	LURE: 350g Max.	ROD WT.: 274g

STANDARD JIGGING


The lightest of the bunch, the standard jigging spec features a light yet robust blank that pitches jigs perfectly from 100g onwards and up to 250g with ease. Jig it in shallow or deeper waters when it calls for, with enough backbone for reeling up bigger targets if required.

OTNJ560/3 (1pc)	LENGTH: 6'0"	LINE: PE1-3	LURE: 250g Max.	ROD WT: 276g
OTNJB60/3 (1pc)	LENGTH: 6'0"	LINE: PE1-3	LURE: 250g Max.	ROD WT: 260g




OCEAN THUG SLOW JIGGING SERIES

WHEN THE THUGS MEET



100% TORAYCA® CARBON FIBRE BLANK



FUJI K-SIC GUIDES



FUJI PLS REEL SEAT (OVERHEAD)

The new OCEAN THUG SLOW JIGGING models feature a range of Slow Jigging rods built to handle tropical species on slow jigging. Incorporating the enhanced unique rolling process on the blanks, utilising the 100% 'TORAYCA' carbon fibre material, which ensures easy lifting power for the angler while exerting maximum pressure on fish. This game changing factor assists the angler by exerting less effort, especially in deeper water and extended fights with harder fishing species. Available in four power ratings in an overhead only configuration, it has a crisp recoil and rebound on each pitch, enabling slow pitch jigs to be worked realistically and gracefully for a more natural presentation. Coupled with a strong backbone that provides good lifting power, the slow jigging model's blanks are able to pack a punch when hooked on big fish. An extended butt section designed with a flat top improves its handling and comfort for under-arm pitches. Built as a one piece blank, each rod is equipped with FUJI K-SiC guides and FUJI PLS reel seats.

POWER 1

OTC6315F (1pc) LENGTH: 6'3" LINE: PE1.5 Max. LURE: 250g Max. ROD WT: 193g

POWER 2

OTC6325F (1pc) LENGTH: 6'3" LINE: PE2 Max. LURE: 400g Max. ROD WT: 205g

POWER 3

OTC6335F (1pc) LENGTH: 6'3" LINE: PE2.5 Max. LURE: 550g Max. ROD WT: 216g

POWER 4

OTC51145F (1pc) LENGTH: 5'11" LINE: PE3 Max. LURE: 650g Max. ROD WT: 220g





OCEAN THUG LIGHT JIGGING SERIES

WHEN THE THUGS MEET



The new OCEAN THUG Light Jigging models feature a one piece super lightweight, sensitive, and powerful blank made with 100% 'TORAYCA' carbon fibre material. Designed to work lighter jigs in shallower waters such as reefs and edges, targeting pelagic or reef species that prefer smaller profiled jigs. However, every now and then, smaller profile jigs tend to hook up bigger fish. With the new OCEAN THUG's enhanced unique rolling process of the blanks, featuring its effortless lifting power, the Light Jigging models still packs a punch when stopping power on bigger fish is required. Available in both spinning and overhead, it comes equipped with FUJI Alconite guides and FUJI VSS (Spinning) / ECS (Overhead) reel seats.

SPINNING



100% TORAYCA® CARBON FIBRE BLANK

FUJI K-ALCONITE GUIDES

FUJI VSS REEL SEAT

DTNLJS60ML (1pc) LENGTH: 6'0" LINE: PE0.8-2.0 LURE: 100g Max. ROD WT: 101g

DTNLJS63L (1pc) LENGTH: 6'3" LINE: PE0.6-1.5 LURE: 60g Max. ROD WT: 105g

OVERHEAD



100% TORAYCA® CARBON FIBRE BLANK

FUJI K-ALCONITE GUIDES

FUJI ECS REEL SEAT

DTNLJB60ML (1pc) LENGTH: 6'0" LINE: PE0.8-2.0 LURE: 100g Max. ROD WT: 108g






LIGHT CASTING/POPPING SERIES

WHEN THE THUGS MEET



The new OCEAN THUG light casting and light popping models feature a range of offshore casting rods that are built for handling hard fighting species in the tropics. Incorporating the enhanced unique rolling process on the blanks, utilising the 100% 'TORAYCA' carbon fibre material, which ensures easy lifting power for the angler while exerting maximum pressure on fish. The OCEAN THUG Light Casting/Popping feature a wide range of models, from medium light to heavy, and is suitable for various offshore casting of heavy sinking minnows to stickballs and smaller poppers. Finished off with the FUJI DPS reel seats and FUJI Alconite guides that provide a overall balance to the rod.



100% TORAYCA© CARBON FIBRE BLANK



FUJI K-SIC GUIDES



FUJI DPS REEL SEAT

LIGHT CASTING

DTLC761ML (2pc Butt Joint) LENGTH: 7'6" LINE: PE1-2 LURE: 60g Max. ACTION: FAST ROD WT: 285g

The lightest of the bunch, it is perfect for the likes of Mackerel and other tropical pelagic species that favour sinking minnows and sinking pencils up to 60g. With a softer overall blank feel, it still provides adequate power when required.

DTLC761MHX (2pc Butt Joint) LENGTH: 7'6" LINE: PE2-4 LURE: 90g Max. ACTION: FAST ROD WT: 294g

The all round light casting rod in the mix. With a slightly faster action as compared to the ML model, this rod was built for sinking minnows, stickbaits, and smaller poppers when required. Perfect for fishes like Sailfish and Mackerel, or light GT casting in reefy scenarios.

LIGHT POPPING

DTLP791H (2pc Butt Joint) LENGTH: 7'9" LINE: PE3-6 LURE: 110g Max. ACTION: FAST ROD WT: 296g

This shorter variation of the Light Popping model features a 7'9" length, and much faster action on the blank. Perfect for working poppers ranging from 60-110g with small to medium sized cups, and has sufficient stopping power when targeting mid range topwater pelagic targets.

DTLP831H (2pc Butt Joint) LENGTH: 8'3" LINE: PE3-6 LURE: 110g Max. ACTION: FAST ROD WT: 310g

The longer variation of the Light Popping model features a 8'3" length, and has a slightly softer tip action as compared to the 7'9" model. Ideally designed for use with stickbaits ranging from 60-110g (140-180mm length), giving it a slightly longer casting distance, making it perfect for small-mid sized Tuna.



OCEAN THUG
 — WHEN THE THUGS MEET —

TENYA



The BONE Ocean Thug Tenya models caters to the Tenya bottom fishing style. The softer tip allows a life-like presentation of the Tenya action and increased sensitivity, allowing you to feel the most faintest of bites. The backbone provides adequate power when hooked on to bigger tropical fish such as Groupers and Snappers, preventing them from line cut-offs, and allows for definite hook-sets, especially in deeper waters. The comfortable butt section of the rod provides snug handling when pitching throughout the day. The Ocean Thug Tenya model features a 100% Torayca Carbon Blank, and maintains the Ocean Thug's signature multi-axis cross wrapping that is proven with a balanced strength, sensitivity, and weight.



FUJI K-ALCONITE GUIDES

FUJI ECS Reel Seat

100% TORAYCA® CARBON FIBRE BLANK



OTTY68IM

LENGTH: 6'8" LINE: PE0.8-2 CAST WT: Max 120g ROD WT: 139g



OCEAN THUG **MICRO JIGGING**

— WHEN THE THUGS MEET —




The micro jig model is a new addition to the Ocean Thug's offshore fishing series. Designed to work lighter and smaller jigs ranging from 5-30g, it has a high sensitivity feel with a medium fast action, making it the perfect rod when targeting smaller pelagic or reef species. Built with 100% 'TORAY' carbon material, it retains the multi axis rolling on the blanks. Equipped with Fuji K-Alconite Guides, Fuji VSS Reel Seats (Spinning), and Fuji ACS Reel Seats (Overhead).



100% TORAYCA MULTI-AXIS WRAPPING



FUJI® VSS REEL SEAT (SPINNING)
FUJI® ACS REEL SEAT (OVERHEAD)



FUJI® K-Alconite Guide



DTMJ5601UL LENGTH: 6'0" LINE: PE0.4-1.0 CAST WT: 5-30g ACTION: MEDIUM FAST ROD WT: 111g
— SPINNING —



DTMJ601UL LENGTH: 6'0" LINE: PE0.4-1.0 CAST WT: 5-30g ACTION: MEDIUM FAST ROD WT: 103g
— OVERHEAD —








BONE

BEGINNING OF NEVER ENDING

LURES

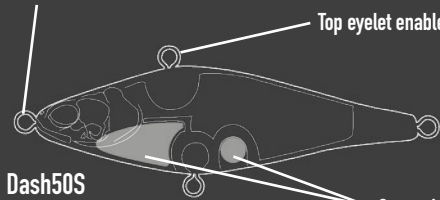


DASH



Front eyelet enables sinking pencil mode

Top eyelet enables vibe mode

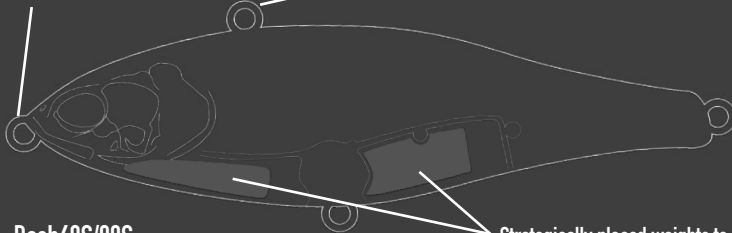


Dash50S

Strategically placed weights to allow good casting and fluttering on the sink

Front eyelet enables sinking pencil mode

Top eyelet enables vibe mode



Dash60S/90S

Strategically placed weights to allow good casting and fluttering on the sink



DASH50S(color)

[50mm | 5g | Variable | Sinking Pencil/Vibe [Hook: #16]

Downscaling the Dash to an even smaller size of 50mm makes it an ultralight sinking multi-function bait. Retaining its abilities as a sinking pencil and vibe, as well as fluttering during the sink on both modes, the Dash 50S's small profile is sure to hit fish. Let it sink to your desired depth and work it fast by burning it back or a slower approach with hops and pauses to let it flutter down. A truly versatile lure that works in all conditions, in saltwater or freshwater.



DASH60S(color)

[60mm | 10g | Variable | Sinking Pencil/Vibe [Hook: #12]

The new downscaled version of the Dash, the Dash 60S, retains the functions and capabilities of its identical bigger brother. Weighing at 10g, and having a smaller profile, the Dash 60S allows for the usage of light tackle and targeting smaller fish, with its versatile multi function usage to suit most fishing applications. The Dash 60S also retains its original dual function ability, rigging your line to the front eyelet enables the sinking pencil mode, and top eyelet enables vibe mode. The Dash 60S flutters while sinking in both sinking pencil and vibe modes. It also retains its good castability and search bait ability, be it in fresh or saltwater.



DASH90S(color)

[90mm | 33g | Variable | Sinking Pencil/Vibe [Hook: #1]


The Dash 90S is a dual function bait; attaching your line on the front eyelet makes the DASH 90S a sinking pencil. It has a side-to-side wobble on a straight retrieve and darting action when the rod is jerked, and an enticing slow flutter when the lure sinks. Attaching your line on the top eyelet will enable Vibe mode, with a tight wobble on a straight retrieve, less resistance, and maintaining its slow flutter as it sinks. Weighing at 33g, achieving a good casting distance and depth is effortless. The Dash 90S is the epitome of search baits, for all conditions, be it freshwater or saltwater.



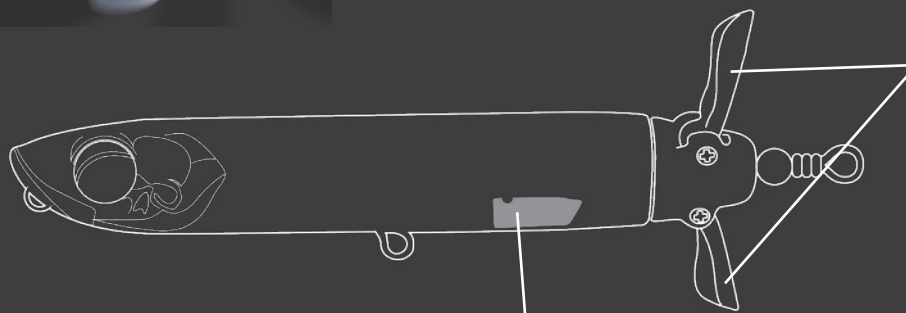


HOVERJET

Patented rear flap design allows you to quickly change modes and most importantly, they close in during the cast, providing longer casting distance.



The Hoverjet is a multi function topwater bait. Weighing at 28g, it's specially designed aerodynamic shape allows the plug to cast like a bullet. With its flaps closed, working the Hoverjet as a topwater pencil on the surface is effortless as it slides from side to side whilst creating splashes. With its flaps open, the Hoverjet transforms into a topwater prop-bait. Without compromising its castability, the prop-bait mode can be worked in varying methods and speeds. At times a simple straight retrieve is sufficient as it creates a splattering noise as its flaps propel in the water. If a louder approach is required, a hard jerk and pause will create a loud chop, which would absolutely draw the attention of fishes in the area and even a distance away. The Hoverjet is a definite must-have in the tackle box for all topwater fishing applications!



Rear weighted for better casting distance

Prop mode flaps can be opened by twisting. Flaps will close during the cast allowing maximum cast distance.

HOVERJET 130F

LURE HOVERJET


HJ130F(color) [130mm | 28g | Top Water [Hook: #2]




(BA) BLACK AURORA



(CM) CRAZY MONO



(CT) CRAZY TEMMY



(CTT) CHART TRUMPET




(EP) EGGPLANT



(GA) GOLDEN ARAPAIMA



(M) MOLLY




(MG) MOON GILL



(PC) PEARL CHART



(PL) PEARL



(PP) PEARL PINK



(PT) PINK TEMMY



(RBT) REALISTIC BABY TOMAN




(RTG) RED TAIL GOLD



(RTM) REALISTIC TOMAN



(SM) STRIPED MULLET



(WC) WOLF CICHLID

HOVERJET 100F HJ100F(color) [100mm | 16g | Top Water [Hook: #4]

The Hoverjet 100F is downsized from its bigger brother, to a more bite-sized profile for finicky fish or pressured water. Close its flaps for a quiet walk the dog approach, or twist open the flaps for the signature prop-bait mode. The Hoverjet 100F retains its amazing castability and properties of its bigger brother, the Hoverjet 130F.



(BA) BLACK AURORA



(CT) CRAZY TEMMY



(CTT) CHART TRUMPET



(EP) EGGPLANT



(GA) GOLDEN ARAPAIMA



(M) MOLLY



(PC) PEARL CHART



(PL) PEARL



(PPO) PEARL PINK OPAQUE



(PT) PINK TEMMY



(RTM) REALISTIC TOMAN



(RBT) REALISTIC BABY TOMAN



(RTG) RED TAIL GOLD



(SM) STRIPED MULLET



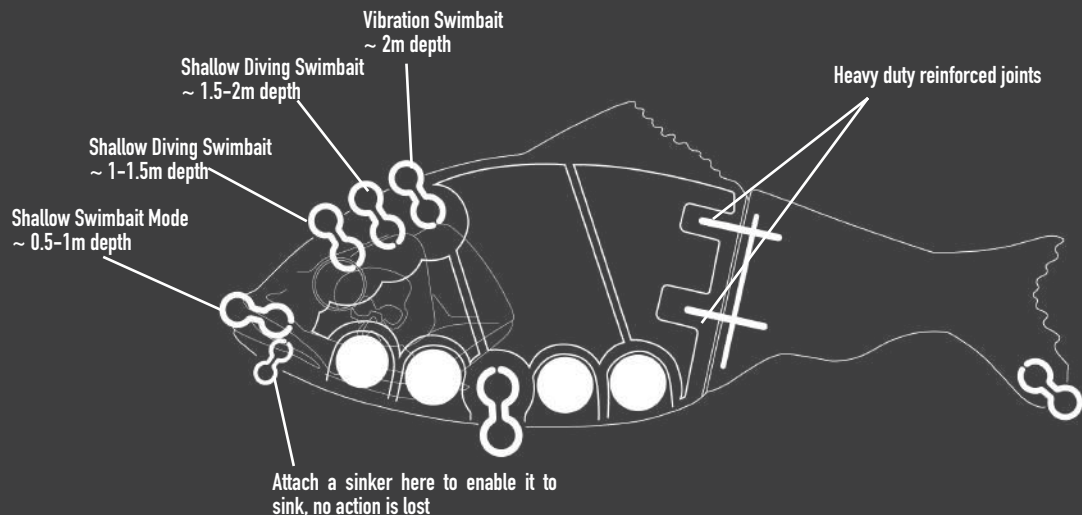


FOCUS⁷

NEW DESIGN

The new FOCUS 130 features an upgraded and improved overall performance. Retaining its multi-function swimbait capabilities, it is constructed to have an improved internal structural balance with a higher graded 100% ABS material, as well as improved heavy duty joints. The new FOCUS 130 also features improved swimming action, which has a more fluid and lifelike motion in each eyelet, while retaining its depth range and overall profile of 130mm in length and 40g in weight.





FICUS 130 FC130 (color) [130mm | 40g | Swim Bait [Hook: #1 & #2]



(CM) CRAZY MONO



(CP) CARP



(CPS) CHARTREUSE PEARL SILVER



(FAB) FAT BETTY



(FE) FEMUR



(P) PERCH



(PKP) PINK PUNCH



(PL) PEARL



(RMCD) REALISTIC MURRAY COD



(RP) RAPTOR PERCH



(SFT) SKELETON FIRE TIGER



(SK) SKELETON



(SMB) SMALLMOUTH BASS



(SR) SILVER ROACH





Entice 110F

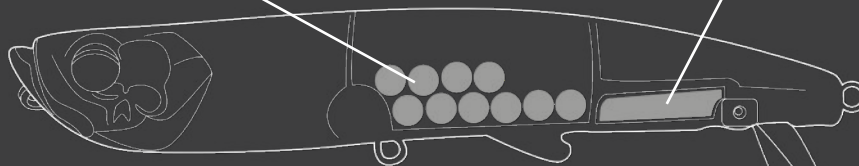
The Entice is a medium sized profiled multi-function topwater bait. With its bottom flap closed up in place, the Entice is a topwater pencil which is easily worked when walking the dog. It features multiple tiny ball bearings which rattle on each sweep, as well as an angled front which creates splashes and a more erratic action when worked fast. With its bottom flap opened, the Entice becomes a unique rolling wakebait like no other. On a slow straight retrieve, it features a deadly "I-Rolling" action, which was specially tuned by Bone to have less left/right wobble, but only a subtle unique rolling action, producing a wake and a rattling noise on the surface. This gives fishes a more accurate strike as the lure is moving in a straight direction, and it entices even the most spooked out fish. Varying retrieval speed will modify its amount of rolling. Casting distance is also retained as the bottom flap closes in during the cast. Twitching the Entice with a jerk and pause turns it into a popper for a much louder presentation.





Multiple ball bearings gives the Entice a loud rattle on each action

Rear weighted for maximum casting distance



Retractable flaps to switch between 'I' Rolling mode & walk the dog mode

Entice 110F ET110 (color) [110mm | 20g | Top Water [Hook: #2 & #4]



(BA) BLACK AURORA



(CT) CRAZY TEMMY




(CTT) CHART TRUMPET



(EP) EGGPLANT



(GA) GOLDEN ARAPAIMA



(M) MOLLY



(MG) MOON GILL



(PC) PEARL CHART



(PP) PEARL PINK



(RBT) REALISTIC BABY



(RTM) REALISTIC TOMAM



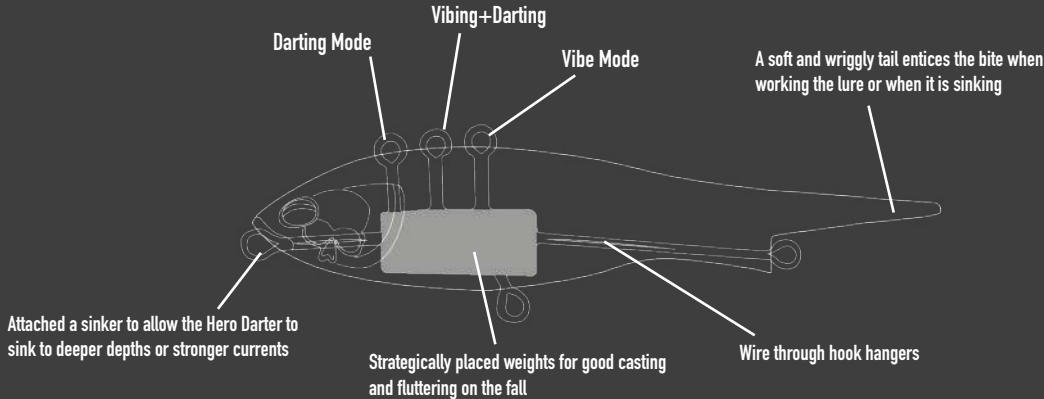
(SM) STRIPED MULLET



HERODARTER

The ultimate soft bait designed to search for fish in deeper columns, the Hero Darter is a multi function vibe that has 3 eyelets for various fishing applications. Rigging your line to the first eyelet allows the Hero Darter to dart erratically on each jerk, moving in realistic irregular directions, much like a fleeing baitfish when spooked. When a slower presentation is required, a moderate straight retrieve allows the Hero Darter to swim with a tight wobble, fluttering on a tight line when sinking. The second and third eyelet enables vibe mode on the Hero Darter, allowing it to sink quicker and has a wider wobble on a straight retrieve. Adding a sinker on the front most eyelet enables the angler to target a deeper column if required.





HERODARTER HD90 (color) [90mm | 16g | Top Water [Hook: #6]



(BBS) BROWN BLACK SHAD



(C) CHARMELEON



(CG) CYAN GOLD



(CT) CRAZY TEMMY



(GC) GOLDEN CARP



(GR) GOLDEN ROACH



(GS) GLASS SHRIMP



(LG) LAVENDER GLOSS



(MC) MUTATED CHART



(RBT) RAINBOW TROUT





FURY 130F

The BONE Fury 130F is a multi-function topwater bait.


With its crawler fins attached, work it as a topwater crawler on the surface, as it wiggles from side to side on a slow retrieve, creating a soft yet significant blooping noise. You can open the rear flaps to create additional spattering in this mode. The crawler fins and rear flap close in during the cast, making it aerodynamic without losing distance. The crawler fins can be removed by hand turning the screws on each side, transforming it into a popper. Perfect for light casting in the salt for pelagics or even in the freshwater when targeting Giant Snakeheads, its superb bloops on each chug goes down deep, attracting fish up the surface, and creating enough bubble trail. Constructed with ABS plastic for a tough built, weighing at 35.5g (without crawler fins) and 41.5g (with crawler fins), and a length of 130mm for an all round versatile profile that is perfect for various targets.



CRAWLER BLADES CLOSE IN DURING CAST
WITHOUT AFFECTING CASTING DISTANCE



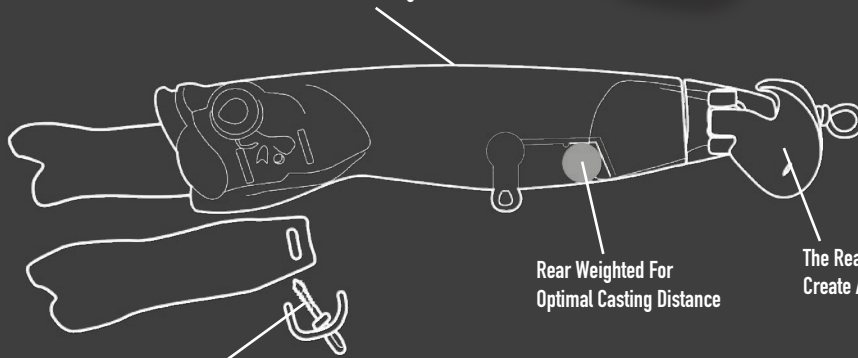
POPPER MODE WHEN CRAWLER FINS
ARE REMOVED



ADDITIONAL SPATTERING WHEN REAR
FLAPS ARE ACTIVATED



Constructed With ABS Plastic For A Tough Built



Rear Weighted For Optimal Casting Distance

The Rear Flaps Can Be Twisted Open To Create Additional Spattering


The Crawler Flaps Can Be Removed And Re-Attached By Hand Screws Provided

FURY 130F

FURY130F [130mm | 35.5g(Without Crawler Fins) / 41.5g(With Crawler Fins) | Top Water | Hook: #1/0]



(BFT) BLUEFIN TUNA



(CM) CRAZY MONO



(CT) CRAZY TEMMY



(GA) GOLDEN ARAPAIMA



(MKL) MARKEREL



(PKD) PINK DOTTY



(PKP) PINK PUNCH



(RLMB) REALISTIC LARGEMOUTH BASS



(RMCD) REALISTIC MURRAY COD



(RSVD) REALISTIC SILVERSIDE



(RTG) RED TAIL GOLD



(RTM) REALISTIC TOMAN



(SM) STRIPED MULLET



(ZB) ZEBRA

MULTI-FUNCTION SINKING BAIT

- **TOP EYELET:** Erratic darting when pitched fast vibration mode
- **FRONT EYELET:** Replace treble hooks with assist hooks to enable jig mode,
- **MADE OF ZINC MATERIAL**



EVIFALL 21

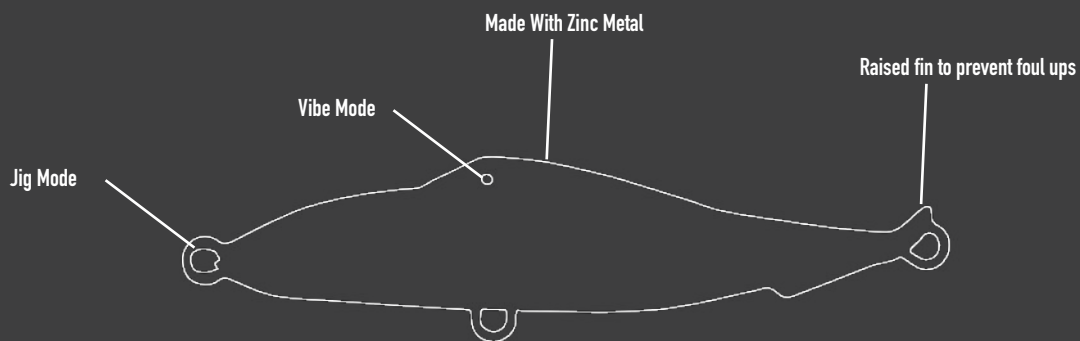
MULTI-FUNCTION SINKING BAIT



The BONE Evifall is a multi function metal type lure that is constructed with zinc material, giving it a unique sinking rate and a more prominent vibration when underwater. The Evifall comes equipped with two 4X treble hooks that will enable it to be in vibe mode. The single eyelet at the top of the lure imparts an erratic darting action style vibe lure that is designed with a strategic hook position and a centered balance of weight. The Evifall shimmies on the sink in vibe mode, giving it an extra edge in triggering the bite as it sinks. It features a specially designed raised fin that prevents line foul when vibing and when the lure is worked. With its treble hooks unequipped, attach the line onto the front most eyelet with assist hooks on the Evifall and it can be used as a slow-fall jig that has a unique side to side sinking, much like a leaf when it falls. Adding a treble hook at the rear increases hook-up ratio. The Evifall is a versatile sinking metal that can be used on or offshore, and is suitable for casting or vertical fishing.

SCAN FOR VIDEO





EVIFALL 21

MULTI-FUNCTION SINKING BAIT

EVIF21(COLOR) [70mm | 21g | VARIABLE | SINKING | #6]



(BA) BLEEDING ANCHOVY



(CP) CHROME PINK



(LS) LAVENDER SARDINE



(RR) RAINBOW RUNNER



(SB) SILVER BULLET



(TEM) TEM



(WH) WHITING





RACEJET 130F

The BONE RACEJET 130F is a Multi-Function Topwater Bait. Built with 100% high grade ABS plastic, it features a pencil-like topwater profile that fish love. Internally, the strategically rear balanced weight and aerodynamic profile allows a superior casting distance. With its flaps closed, the RACEJET 130F has a smooth walk the dog side to side action that is easy to work, and a louder approach with its internal high pitched rattle. Twist the rear section and it will transform into a prop-bait. With its specially designed angled prop-blades, the RACEJET 130F creates an extremely loud spatter on a straight retrieve. Incorporating the chop and pause technique takes the loud spatter to the next level. The RACEJET 130F has a slightly cupped mouth, creating additional splashing on either the walk the dog mode or prop mode. A versatile topwater lure for various targets, the RACEJET 130F is definitely a lure that belongs in the tackle box for every trip.






100% ABS PLASTIC CONSTRUCTION

Dual function top water plug which can be used as a popper or stickbait

INTERNAL BALL BEARING CHAMBER

The multiple bearings produce a high pitch rattle for a louder approach



REAR WEIGHTED

Strategically placed weights at the rear provide the best casting in both modes

UNIQUE SHAPED FLAP

The specially designed flap allows for super fast retrieve & a louder approach

MULTI-FUNCTION MODE SWITCH

Mode change is easy with the flap close in during the cast to retain its aerodynamic profile

RACEJET 130F RJT130F(COLOR) [130mm | 26g | FLOATING | TOPWATER | #2]





MULTI-FUNCTION FLOATING BAIT

LYRA 100F

The BONE LYRA 100F "Walk the Dog" is a multi-function topwater bait. Constructed with a 100% reinforced high grade ABS plastic material, it features a specially designed adjustable bib for two modes. Connecting your line to the front eyelet holds the flap in place with its bib flap orientated upwards. This enables the LYRA to be in the topwater "walk the dog" mode. Work it with slight twitches to make it slide from side to side on the water's surface. The LYRA's walk the dog mode is silent and shines when the a quieter topwater approach is required. With its bib flap orientated downwards, the LYRA transforms into a minnow. Diving to a depth range of 50-80cm, it provides a wide wobble and roll action on a straight retrieve. The LYRA's rear weighted design provides for easy casting, achieving a great distance with ease with its aerodynamic profile and especially when the flaps flip up during the cast in minnow mode



WALK THE DOG MODE



MINNOW MODE



MATERIAL

Made with abs plastic for maximum durability



MULTI-FUNCTION

Bib Up: Topwater Pencil
Bib Down: Floating Minnow

MAGNETIC WEIGHT TRANSFER

The magnetic weight transfer provides optimum casting distance

REAR WEIGHTED

The LYRA is rear weighted to provide the maximum casting distance

MULTI-FUNCTION FLOATING BAIT
LYRA 100F

WALK THE DOG VER.

LYRA100F(COLOR) [100mm | 17g | FLOATING | #4]




(CM) CRAZY MONO



(CT) CRAZY TEMMY




(HB) HALKBEAK



(MKL) MACKEREL



(PKD) PINK DOTTY



(PKP) PINK PUNCH



(PL) PEARL



(RBT) REALISTIC BABY TOMAN



(RTM) REALISTIC TOMAN



(SA) SILVER AURORA



(SBS) SEABASS



(SM) STRIPED MULLET



(ZB) ZEBRA



ROLLING MODE



MINNOW MODE

WOBBLE AND
ROLL MODE

SWIMJERK MODE



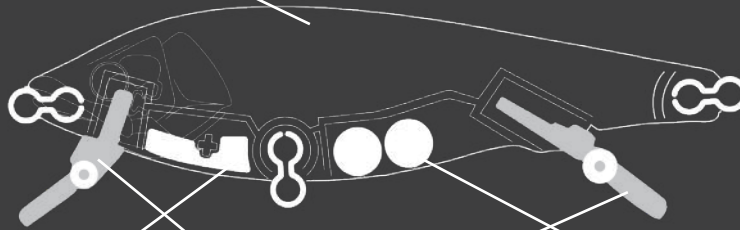
MULTI-FUNCTION SINKING BAIT

OBLIQUE 90SS

The BONE OBLIQUE 90SS is a Multi-Function Sinking Bait. Constructed with extremely durable ABS plastic, it features two removable bibs at the front and rear which provide maximum action in its various modes. With both bibs attached, it enables the OBLIQUE 90SS to have a tight wobble and roll on a straight retrieve. Attaching only the front bib transforms the OBLIQUE 90SS into a tight wobble minnow. This mode allows the lure to dive down to 1m on a straight retrieve. Removing the front bib and adding the rear bib transforms the OBLIQUE 90SS into a rolling minnow. Its enticing tight vertical rolling action provides flash on a straight retrieve. Removing all bibs transform the OBLIQUE 90SS into a swim jerk. Side to side wobble on a straight retrieve, twitching the rod tip will impart a darting action to the lure. The OBLIQUE 90SS is a unique and versatile slow sinking swim lure that provides maximum action in each mode, which opens up a wide variety of targets in various fishing scenarios.

MATERIAL

Made with abs plastic for maximum durability



BALANCE

Optimally placed weights to provide the best action and casting distance

MULTI-FUNCTION MODES


The removable bibs allow various combinations that provide different swimming actions. From rolling to diving

INTERNAL RATTLE

Two internal ball bearings provide rattling noises when the lure is worked

MULTI-FUNCTION SINKING BAIT
OBLIQUE 90SS

OBQ90SS(COLOR) [90mm | 20g | SLOW SINKING | VARIABLE | #6]



(BA) BLACK AURORA



(BCT) BONE CHARTREUSE



(CM) CRAZY MONO



(CP) CARP



(CT) CRAZY TEMMY




(FPT) FUNKY DOTTY



(GM) GREY MULLET



(LMB) LARGEMOUTH BASS



(PKP) PINK PUNCH



(PL) PEARL



(RBS) RED BREASTED SUNFISH



(RBT) REALISTIC BABY TOMAN



(RE) REALISTIC EARTHWATER

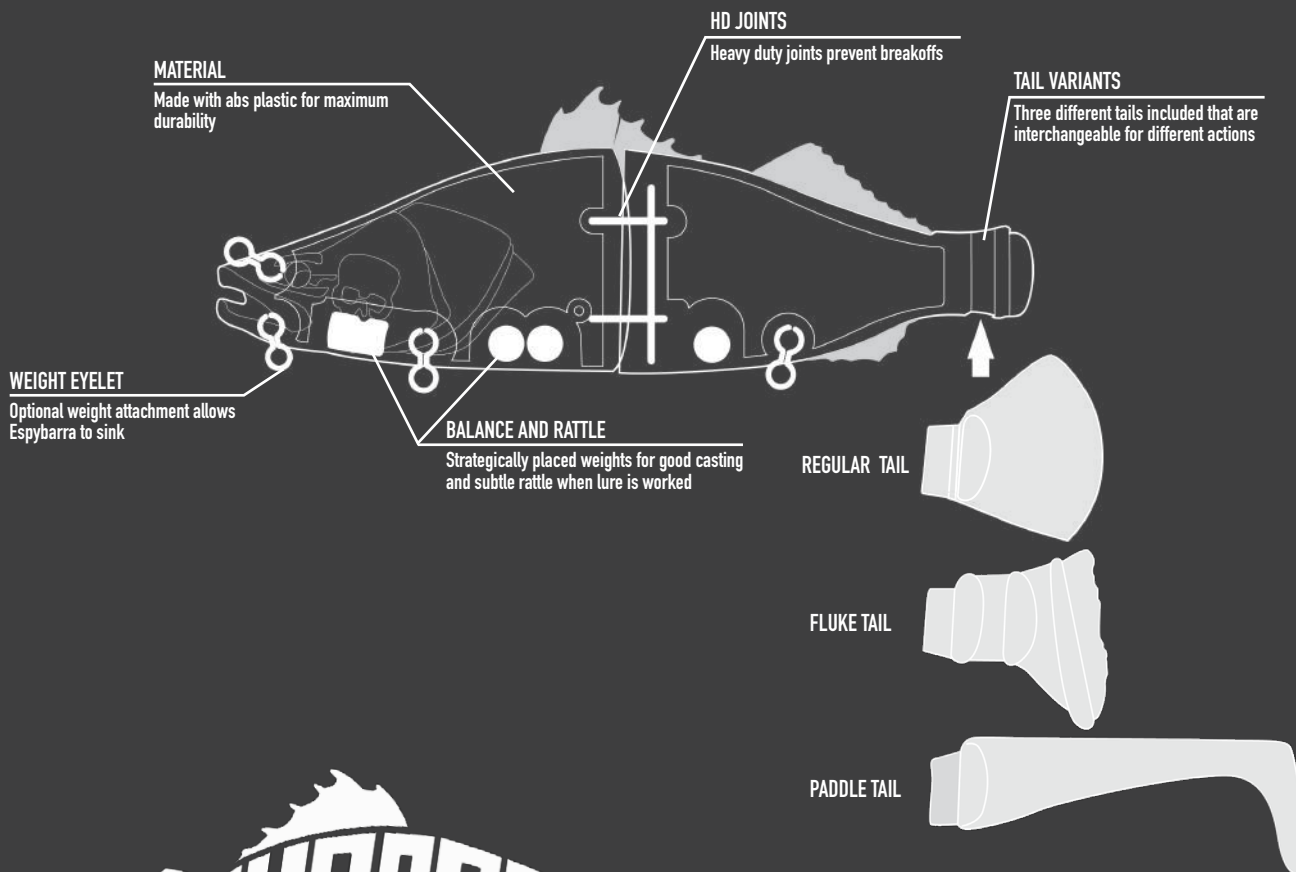




ESPYBARRA 176F

MULTI-FUNCTION SWIMBAIT

The BONE ESPYBARRA 176F is a Multi-Function Floating Jointed SwimBait. Constructed with extremely durable ABS plastic, it features a mid-joint section and comes with 3 interchangeable tail types that produces different swimming action. The default glide bait tail gives it a standard swimbait wide side to side wobble. Changing out the tail is easy by pulling the tail downwards. The "extended paddle" tail changes the action to a more subtle side to side wobble, with an enticing paddling of the tail that will trigger the bite. The "fluke" tail gives the ESPYBARRA the widest side to side wobbling action. The ESPYBARRA is also as versatile when it comes to its buoyancy. Add a sinker to the front bottom eyelet to allow the floating ESPYBARRA to sink, targeting deeper columns of water when required.



ESPYBARRA 176F

ESPY176(COLOR) [176mm | 61g | FLOATING | 0.5-1m | #1]



(BS) BLUEGILL SUNFISH



(BTP) BLACK TILAPIA



(CM) CRAZY MONO



(CP) CARP



(FAB) FAT BETTY



(GBA) GOLDEN BARRA



(GM) GREY MULLET



(MC) MURRAY COD



(P) PERCH



(PL) PEARL




(RBS) RED BREASTED SUNFISH



(RLMB) REALISTIC LARGEMOUTH BASS



(RST) ROYAL STRIPES



(RTM) REALISTIC TOMAN



(RTG) RED TAIL GOLD



(RT) REALISTIC TEMMY



(SMB) SMALLMOUTH BASS



VERSAL⁷

MULTI-FUNCTION SWIMBAIT

The BONE VERSAL is a Multi-Function Floating Jointed SwimBait. Constructed with extremely durable ABS plastic, it features a "G-LOCKING" twist and pull type removable chin weight that easily transforms the lure into either a sinking or floating. The VERSAL is a 2-joint section swimbait that glides and rolls realistically on a straight retrieve. Its super stable wobble allows fast retrieves and sweeps, and glides sideways on the pause. The VERSAL can be transformed into a 3-joint section swimbait by removing the rear retainer clip. This enables the VERSAL to have a wider wobble on the retrieve and more action to the swimbait while maintaining its stable retrieve. The VERSAL is a versatile swimbait that is a must-have for all big bait lovers!



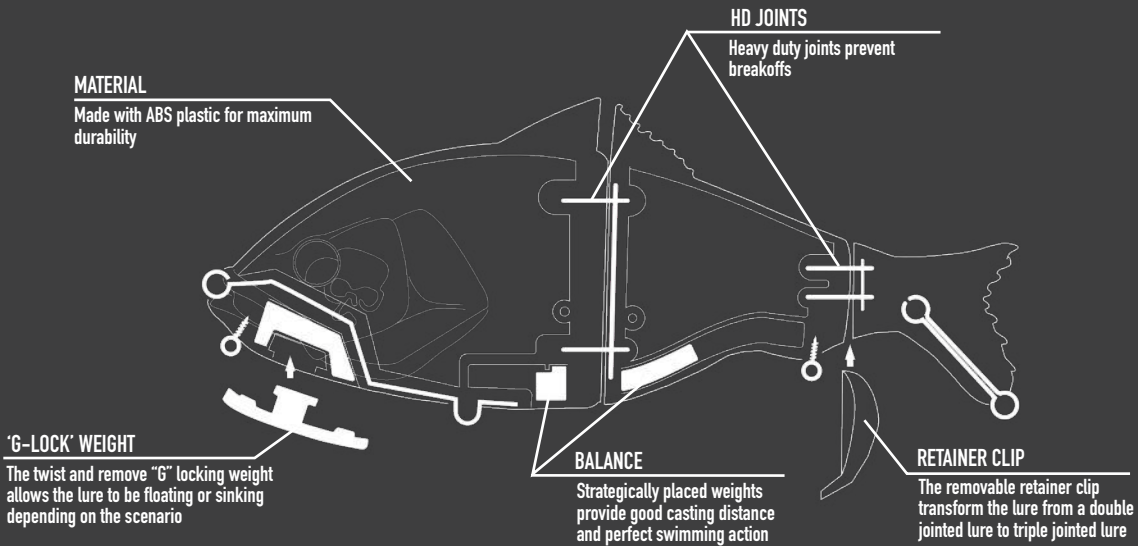
"G-LOCK"

"G-LOCKING" twist and pull type removable chin-weight to transform into floating lure, attach for sinking.

Removeable Retainer Clip

Removeable retainer clip transforms Versal from double-jointed to triple-jointed.





VERSAL 160

VSL160(COLOR) [160mm | 98g (w/weight), 88g (w/o weight) | FLOATING/SINKING | 0.5-1.2m | #1/0, #1]



(CP) CARP



(CPS) CHARTREUSE PEARL SILVER



(MC) MURRAY COD



(PL) PEARL



(RST) ROYAL STRIPES



(SFT) SKELETON FIRE TIGER




(SPP) SKELETON PICK PUNCH

VERSAL 190

VSL190(COLOR) [190mm | 150g (w/weight), 141g (w/o weight) | FLOATING/SINKING | 0.5-1.5m | #1/0]



(BS) BLUEGILL SUNFISH




(CM) CRAZY MONO



(CP) CARP



(CPS) CHARTREUSE PEARL SILVER



(LMB) LARGEMOUTH BASS




(MC) MURRAY COD



(PL) PEARL



(RBS) RED BREASTED SUNFISH



(RP) RAPTOR PERCH



(RST) ROYAL STRIPES



(SFT) SKELETON FIRE TIGER



(SMB) SMALLMOUTH BASS



(SPP) SKELETON PICK PUNCH



(SR) SILVER ROACH





 **BONE**
BEGINNING OF NEVER ENDING

ACCESSORIES & APPAREL



BONE

EXPEDITION FORCE

HARDSHELL BACKPACK

HSBAG26

Size: 34 x 27.5 x 52.5 cm, 26L

Material: 600D TPU

The BONE Expedition Hardshell Backpack is a waterproof cooler. At 26L large, it has enough space for gear, food, and drinks, keeping them cold in the warmest weather. It features a soft yet tough outer shell that is made from tough 600D TPU material, making it waterproof, weather and puncture resistant. Equipped with 100% waterproof zippers to keep your gear dry, and comfortable-to-carry shoulder straps. Easy access netting on the sides, with straps to hold on to your fishing rods securely, and strategically placed 'D' rings that can attach other accessories.



Large capacity front pocket with 100% waterproof zippers



Easy access netting with straps to hold your items securely.



26L storage space that is insulated, keeping drinks and foods cold.



BONE EXPEDITION FORCE

WATERPROOF UTILITY BACKPACK



MOLLE/PAL SYSTEM FOR
ADDITIONAL UTILITY ATTACHMENTS



100% WATERPROOF ZIPPER COMPARTMENTS



100% WATERPROOF FOLD
AND CLIP MAIN COMPARTMENT

Colours: Grey Camo

Size: 34 x 16 x 680 cm, 30L

Material: 600D Polyester+Waterproof TPU

The BONE Expedition Waterproof Utility Backpack features a 100% waterproof four compartment pack that is designed for anglers. Constructed with an improved 600D TPU+Polyester material making it puncture resistant. Perfect for the all conditions angler, keeping their gear dry from either wading or in rainy situations. Featuring three 100% waterproof zipper compartments, situated on the side and front for easy access. The 30L large main compartment has adequate storing space for gear and can even fit the Voyage travel rods securely.



GREY CAMO(UTBPGC)



EXPEDITION FORCE
WATERPROOF VISOR CAP
CPEFWV



WORNOUT CAP
CPWBWP



BLACK GOLD WORNOUT
CPWBWG



OCEAN THUG CAP
CPOTG

BONE EXPEDITION FORCE FISHERMAN HAT



Utility Pocket



CPFMDK

BONE EXPEDITION FORCE FISHERMAN HAT TIGER CAMO



CPFMTGRY



CPFMTGC



BONE BIG SKULL DRI-FIT (SHORT SLEEVE / LONG SLEEVE)





BSKL(Size) -XS, S, M, L, XL, 2XL, 3XL, 4XL



BSKS(Size) -XS, S, M, L, XL, 2XL, 3XL, 4XL

EXPEDITION FORCE CAMO DRI-FIT LONG SLEEVE HOODIE

CHLBC(Size) - XS, S, M, L, XL, 2XL, 3XL, 4XL  



CAMO DRI-FIT HOODIE LONG SLEEVE GREEN CAMO

CHLBCGN(Size) - XS, S, M, L, XL, 2XL, 3XL, 4XL, 5XL  



BONE MESH TOP DRI-FIT HOODIE LONG SLEEVE **NEW**
W BUFFCOL BLACK GREY CAMO  **DRI-FIT**



CNMTBGC(Size) - XS, S, M, L, XL, 2XL, 3XL, 4XL

BONE EXPEDITION
FORCE
HOODIED SOFTSHELL JACKET

CJKGN(Size) - S, M, L, XL, 2XL, 3XL (Slim Fit)



SIZE	S	M	L	XL	2XL	3XL
Length	69	71	73	75	77	79
Shoulder Length	47	48,5	50	51,5	53	54,5
Chest Length	53,5	55,5	57,5	53,5	61,5	63,5
Bottom Length	52	54	56	58	60	62
Sleeve Length	64	65	66	67	68	69
Sleeve Diameter	11	11,5	12	12,5	13	13,5

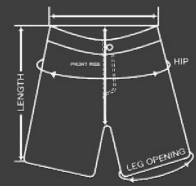
*Size may rarely vary in the range of +/- 1-2cm



BONE EXPEDITION FORCE UTILITY SHORTS

EFUSGN(Size) - , L, XL, 2XL, 3XL, 4XL

SIZE	WAIST	HIP	LEG OPENING	FRONT RISE	LENGTH
M	78	102	25.6	25	49
L	82	106	26.4	26	50
XL	86	110	27.2	27	51
2XL	90	114	28	28	52
3XL	94	118	28.8	29	53
4XL	98	122	29.6	30	54



BONE EXPEDITION FORCE UTILITY PANTS

Item Code: EFUPGN(SIZE) - (M, L, XL, 2XL, 3XL, 4XL)



SIZE (cm)	LENGTH	WAIST	HIP	FRONT RISE	BACK RISE	THIGH WIDTH	LEG OPENING
M	101.5	39	52	26	35	31	11
L	103	41	54	27	36	32	12
XL	104.5	43	56	28	37	33	13
2XL	106	45	58	29	38	34	14
3XL	107.5	47	60	30	39	35	15
4XL	109	49	62	31	40	36	16



OCEAN THUG WAVES (LONG)

OTW(Size) - S, M, L, XL, 2XL, 3XL



DRY-FIT



OCEAN THUG DISTRESSED (LONG)

OTD(Size) - S, M, L, XL, 2XL, 3XL



DRY-FIT



Size	S	M	L	XL	2XL	3XL
Chest	50	53	55	60	65	70
Sleeve	59	61	62	63	64	66
Length	66	70	71	73	77	81

*Available in Australian Size
*Size may rarely vary in the range of +/- 1-2cm

OVERSIZED T-SHIRT **NEW**



**GRUNGE SKULL
OVERSIZED T-SHIRT**
BSKTB



**BONE GREY
OVERSIZE T-SHIRT**
BSKTG

Size	Body Length Back (cm)	Shoulder Width (cm)	Body Width (cm)	Sleeve length (Center back) (cm)
XS	64	49.5	49.5	50
S	66	51	52.5	51
M	69	52.5	55.5	53
L	72	54	58.5	55
XL	75	56	62.5	57
2XL	77.5	58	66.5	58
3XL	77.5	60	70.5	59
4XL	78.5	62	74.5	60

HEADWEAR



Ocean Thug 1
BUFOT01



Ocean Thug 2
BUFOT02



Tiger Camo 1
BUFTGRY1



Tiger Camo 2
BUFTGRY2



Cream Camo
BUFCM03



Grey Camo 1
BUFVTGRY1



Green Camo 1
BUFVTGC1



Grey Camo 2
BUFVTGRY2



Green Camo 2
BUFVTGC2



UV SLEEVES



Ocean Thug 01
SLVOT01



Ocean Thug 02
SLVOT02



Grey Tiger Camo 1
SLVTGRY1



Green Tiger Camo 1
SLVTGC1



Grey Tiger Camo 2
SLVTGRY2



Green Tiger Camo 2
SLVTGC2





AFTA 2017 TRADE SHOW

Gold Coast, Australia (1st August 2017)

BEST ROD

COMBAT BEAST TRAVEL SERIES (CBB664RXH)



On the back of a successful Papuan Black Bass expedition, the BONE brand made its debut into the Australian market at the AFTA 2017 trade show. The Australian Fishing Tackle Association (AFTA), which the Trade Show is named after, annually organizes the country's only official trade show that is solely dedicated to the Fishing, Marine and Outdoor industries. With more than 70 exhibitors showcasing the latest products from both Australian and international brands, the event is closely followed by angling enthusiasts from around the globe, in anticipation of new releases from their favourite brands

Beating 26 other entries from both Australian and international brands to clinch the top honours for best fishing rod design, the BONE Combat Beast travel rod held its own in a tough category where the fishing rods were judged on design, function and performance and were voted for by the exhibitors themselves. The success of the BONE Combat Beast travel rod is a truly remarkable achievement that is inspired by nature and fuelled by passion.





AFTA 2022 TRADE SHOW

Gold Coast, Australia (August 5th, 2022)

BEST ROD OF SHOW 2022

BONE DRAGO 2022 (DRC610M)

BEST CLOTHING ACCESSORY OF SHOW 2022

BONE EXPEDITION FORCE FISHERMAN'S HAT TIGER CAMO GREEN

After three long years of hiatus due to COVID19 situation around the world, the annual AUSTRALIA FISHING TRADE ASSOCIATION (AFTA)'s trade show and expo was once again planned for the year 2022. With more than 70 exhibitors this year, showcasing the latest products from both Australian and International brands, it is a widely followed and anticipated event for anglers and distributors/wholesalers. Wilson Fishing, our Australian distributor has a large booth annually that showcases BONE and other brands that they carry.

Pitting itself against top brands of the world, the DRAGO 2022 (DRC610M) model was voted as the best rod in show. With at least two years under the re-development, it was created with the original DRAGO model as a reference; a top end Bass rod that is built with the best material and components. It was meticulously designed with the customised full carbon handle that provides extreme sensitivity and is ergonomic to the grip. With a crisp fast action on each model, it does indeed prove that it is worthy of the win. Not only in the aesthetic aspect, but also in performance and functionality.

It came as a surprise that the Expedition Force Fisherman's Hat Tiger Camo (Green) also won the BEST CLOTHING ACCESSORY category. It was designed with the classic tiger camo print on our dri-fit t-shirts that we launched previously. Using 100% polyester material, it is waterproof. With its neoprene inner lining, it provides utmost comfort and is cooling at the same time.

We are immensely thankful and flattered to be recognised and given this honour. We will continue to innovate with excellence !



AFTA 2022 TRADE SHOW

Gold Coast, Australia (August 5th, 2022)

BEST GAME FISHING ROD OF SHOW 2023 (PEOPLE'S CHOICE AWARD)

BONE Ocean Voyage Jigging (3-Piece Travel Rod)



At 2023's AUSTRALIAN FISHING TRADE ASSOCIATION (AFTA) trade show and expo, we proudly unveiled a sneak peek at our upcoming product line. Featuring the NEW OCEAN THUG rods, OCEAN VOYAGE travel offshore rods, an array of enticing new multi-function lures, and many other new products. Collaborating alongside our Australian distributor, Wilson Fishing, we orchestrated a substantial exhibit at the GOLD COAST CONVENTION AND EXHIBITION CENTRE.

Among the standout products celebrated as the BEST IN SHOW, our nomination for the OCEAN VOYAGE TRAVEL JIGGING (3-Piece Travel Rod) in the BEST GAME FISHING ROD category secured the position of runner-up. Nevertheless, our community's resounding endorsement culminated in our victory as the recipient of the BEST GAME FISHING ROD (PEOPLE'S CHOICE AWARD), bestowed through public acclaim on the dedicated public day.

We extend our heartfelt gratitude for the unwavering support received, inspiring us to persist in our relentless pursuit of crafting top-tier fishing equipment that exceeds expectations.





TOUGHFIA

A B O U T T O U G H F I A

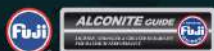
TOUGHFIA is a sub brand by BONE Fishing World. Designed by Bone Lim of BONE Fishing World, each TOUGHFIA lure is designed meticulously and crafted ingeniously to replicate different species of fish with precision, and has been comprehensively tested and fine tuned to bring the best performance in various fields of lure fishing.

TOUGHFISH

BY  BONE FISHING WORLD



5-PIECE TRAVEL ROD



REEL SEAT



REINFORCED JOINTS



HIGH PERFORMANCE CARBON FIBRE



FUJI ALCONITE



TOUGHCORE GRIP

The OFFGRID is a new range of 5 piece travel rods that are designed for ultimate portability. Constructed with 100% high performance carbon fibre material, each model has a medium-fast to fast action blank, complete with a sleek matte black finish. The 5 piece blank allows it to be packed down and stored in your backpack or luggage. Equipped with FUJI ALCONITE and a custom reel seat, the OFFGRID has a variety of lengths, ranging from 5'6" to 7'6", all with various ratings suitable for a wide range of lure fishing scenario.

CASTING

OGC565H	LENGTH: 5'6"	LINE: 10-25lb	ACTION: MEDIUM FAST	LURE: 10-40g
OGC665L	LENGTH: 6'6"	LINE: 3-10lb	ACTION: MEDIUM FAST	LURE: 3-10g
OGC685ML	LENGTH: 6'8"	LINE: 4-12lb	ACTION: MEDIUM FAST	LURE: 5-14g
OGC695M	LENGTH: 6'9"	LINE: 8-15lb	ACTION: FAST	LURE: 5-21g
OGC6105MH	LENGTH: 6'10"	LINE: 10-20lb	ACTION: MEDIUM FAST	LURE: 7-35g
OGC705H	LENGTH: 7'0"	LINE: 10-25lb	ACTION: MEDIUM FAST	LURE: 10-40g
OGC765XH	LENGTH: 7'6"	LINE: 15-30lb	ACTION: MEDIUM FAST	LURE: 14-60g
OGC765XXH	LENGTH: 7'6"	LINE: 20-40lb	ACTION: FAST	LURE: 14-80g

SPINNING

OGS565H	LENGTH: 5'6"	LINE: 10-25lb	ACTION: MEDIUM FAST	LURE: 10-40g
OGS665L	LENGTH: 6'6"	LINE: 3-10lb	ACTION: MEDIUM FAST	LURE: 3-10g
OGS6105MH	LENGTH: 6'10"	LINE: 10-20lb	ACTION: MEDIUM FAST	LURE: 7-28g
OGS705H	LENGTH: 7'0"	LINE: 10-25lb	ACTION: MEDIUM FAST	LURE: 10-40g

YELLOWCHEEK JERK

70SS / 100SS

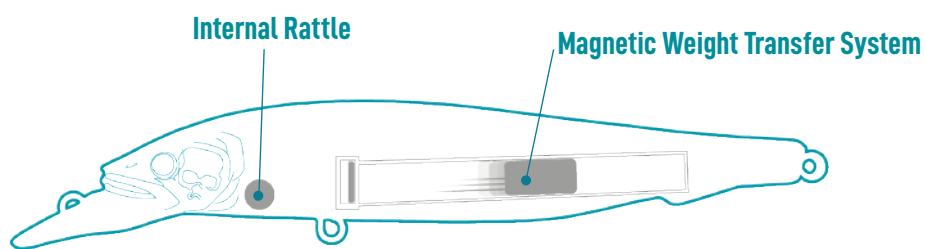
SUPERIOR JERK BAIT MINNOW

YCJ70SS LENGTH **70mm** WEIGHT **6g** TYPE **SLOW SINKING** DEPTH **0.5-1m** HOOK **#8** AVG. CASTING DISTANCE **40-50m**
YCJ100SS LENGTH **100mm** WEIGHT **12g** TYPE **SLOW SINKING** DEPTH **0.8-1m** HOOK **#4** AVG. CASTING DISTANCE **44-65m**

The Toughfia Yellowcheek Jerk is a slim profiled jerk bait minnow. Constructed with reinforced ABS plastic and internally fitted with a magnetic weight transfer system for maximum casting distance. It has a single ball bearing in the front chamber which produces a rattling noise when the minnow is retrieved. Work it with a simple straight retrieve to impart a tight wobbling action, or a jerk and pause retrieve for an erratic darting action. Pause the retrieve to allow the Yellowcheek Jerk to sink slowly!

ACTION

- Straight Retrieve: Wobble & Roll
- Jerking Retrieve: Erratic Darting
- Slow Sinking On The Pause





YELLOWCHEEK PENCIL 80S

EFFECTIVE IN VARIOUS TARGETS IN DIFFERENT SITUATIONS

YCP80S LENGTH **80mm** WEIGHT **14g** TYPE **SINKING** DEPTH **VARIABLE** HOOK **#6** AVG. CASTING DISTANCE **55-75m**

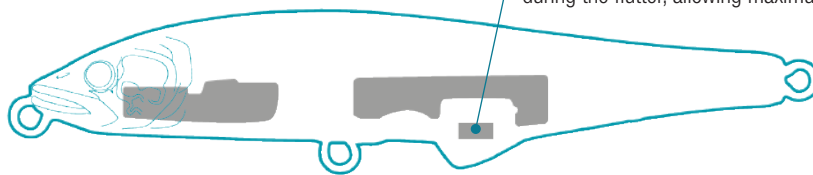
The Toughfia Yellowcheek Pencil is a slim profiled sinking pencil that is constructed with reinforced ABS plastic and is strategically weighted for maximum casting distance. The key feature of the lure is its magnetic hook slot, which allows the angler to work the sinking pencil in any speed or fashion without foul hooking onto the mainline, especially when it flutters on the drop. Work it with a straight retrieval for a seductive side to side wobble, or with fast twitches throughout the water column. Pause the lure on the sink to trigger bites, as this allows a seductive flutter on the fall.

ACTION

- Straight Retrieve: S-wave Side To Side Wobble
- Twitching Retrieve: Erratic Darting
- Fluttering On The Sink

Magnetic Hook Slot Prevents Line Foul On The Sink!!!

Hook will stay in place when working the lure at any speed and during the flutter, allowing maximum hook up rate!




(CM) CRAZY MONO



(CT) CRAZY TEMMY



(EE) EARTH EATER



(FPG) FLUOROCENT PINK GREEN




(GDS) GOLDEN SHINER



(HZ) HORIZON



(MPG) MUTED PINK GREEN



(PKC) PINK CHART



(RBT) REALISTIC BABY TOMAN



(RTM) REALISTIC TOMAN



(SM) STRIPED MULLET



(YCK) YELLOWCHEEK



(YP) YELLOWPEARL



(ZB) ZEBRA

SKYGAZER MINNOW 60S

SUPERIOR SINKING MINNOW EFFECTIVE IN VARIOUS TERRAIN

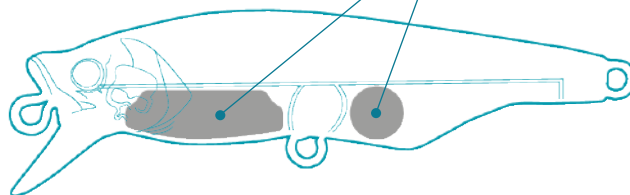
SGZ60S LENGTH **60mm** WEIGHT **8g** TYPE **SINKING** DEPTH **VARIABLE** HOOK **#10** AVG. CASTING DISTANCE **40-55m**

The Toughfia Skygazer Minnow is a versatile sinking minnow that is constructed with reinforced ABS plastic, designed to be worked in various columns of the water. With its small profile of 60mm, it has a crazy wobble on a straight retrieve and a deadly fluttering action on the sink. It is perfect when worked with a twitching retrieve coupled with pauses, enabling the deadly flutter to attract fish on the drop. Suitable for multi species and in various terrain.

ACTION

- Straight Retrieve: Wide Wobble
- Twitch & Pause Retrieve: Erratic Darting
- Fluttering on the sink

Strategically placed weights
for a deadly flutter on the sink!



(CMW) CHOCOLATE MINNOW



(CT) CRAZY TEMMY



(EE) EARTH EATER



(FPG) FLUOROCCENT PINK GREEN



(GDS) GOLDEN SHINER



(HZ) HORIZON



(MPG) MUTED PINK GREEN



(RBT) REALISTIC BABY TOMAN



(RTM) REALISTIC TOMAN



(SGZ) SKYGAZER



(ZB) ZEBRA



SNAKEHEAD PENCIL 110F / 135F

EXTREME CASTING DISTANCE

SNHP110F LENGTH 110mm WEIGHT 18g TYPE FLOATING DEPTH TOP WATER HOOK #4 AVG. CASTING DISTANCE 40-60m

SNHP135F LENGTH 135mm WEIGHT 29g TYPE FLOATING DEPTH TOP WATER HOOK #2 AVG. CASTING DISTANCE 50-80m

The TOUGHFIA Snakehead Pencil was developed with the idea of reaching previously unattainable distances. Constructed with reinforced ABS plastic, its super rear-weighted design and aerodynamic long slim body allows an insane casting distance that is unmatched. Internally, it features a single ball-bearing chamber that emits loud knocks and clacks when the lure is worked. Work it with a slow walk the dog motion or a simple fast retrieve on the surface depending on your target species or fishing situation! Be it from shore or boat, the Snakehead Pencil is definitely an effective topwater pencil in both fresh and salt water!

ACTION

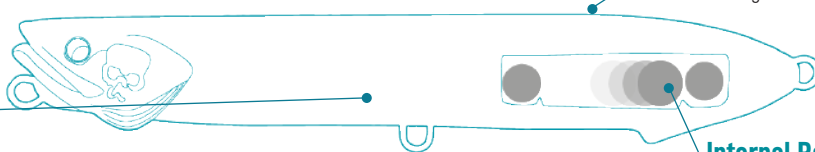
- Easy walk the dog with loud clacking rattle
- Fast straight retrieve creating an erratic surface commotion

ABS MATERIAL

Constructed with ABS plastic for increased durability

Aerodynamic Profile

An extreme aerodynamic profile provides unparalleled casting distance



Internal Rattle

A chamber that provides a loud clack each time the lure is worked, attracting attention to the surface



(ABG) ALBINO GRANTE



(CT) CRAZY TEMMY



(DPG) DIPLOGRAMMA SNAKEHEAD



(EMP) EMPORER SNAKEHEAD



(GA) GOLDEN ARAPAIMA



(NTN) NORTHERN SNAKEHEAD



(OCS) OCELLATED SNAKEHEAD



(PKP) PINK PUNCH



(PL) PEARL



(RBT) REALISTIC BABY TOMAN



(RTM) REALISTIC TOMAN



(ZB) ZEBRA



PAPUAN BASS SWIM JERK BOSS

LIPLESS SWIMMING MAGIC

PBSJ80SS LENGTH **80mm** WEIGHT **14g** TYPE **SLOW SINKING** DEPTH **0.5-1m** HOOK **#4** AVG. CASTING DISTANCE **50-60m**

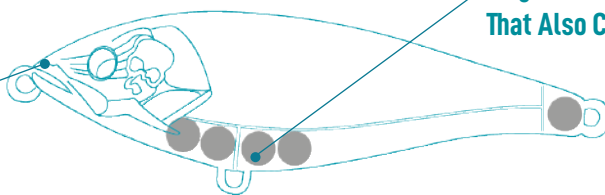
The TOUGHFIA PAPUAN BASS SWIM JERK is a slow sinking bib-less swimming jerk bait. Constructed with reinforced ABS plastic and internally fitted with a magnetic weight transfer system. Internally, the ball bearing chamber holds two ball bearings which act as a weight transfer system and produces a subtle knocking noise when the lure is worked. With its strategically balanced structure, it is able to achieve a great casting distance. Work it with a simple straight retrieve to impart a side to side wobble that entices even the most finickiest of fish, or a twitching retrieve for a more erratic approach that imparts a irregular darting motion. A slow sinking lure by nature, it allows anglers to fish it in shallower waters if required.

ACTION

- Straight Retrieve: Wobble & Roll
- Jerking Retrieve: Erratic Darting
- Slow Sinking On The Pause

Magnetic Weight Transfer Bearing That Also Creates An Internal Rattle

Streamlined Body Shape Provides Maximum Casting Distance



(BTP) BLACK TILAPIA



(CM) CRAZY MONO



(CP) CARP



(CT) CRAZY TEMMY



(MKL) MACKEREL



(P) PERCH



(PBS) PAPUAN BASS



(PKP) PINK PUNCH



(PL) PEARL



(RBT) REALISTIC BABY TOMAN



(RT) REALISTIC TEMMY



(RTM) REALISTIC TOMAN



(SM) STRIPED MULLET



(ZB) ZEBRA

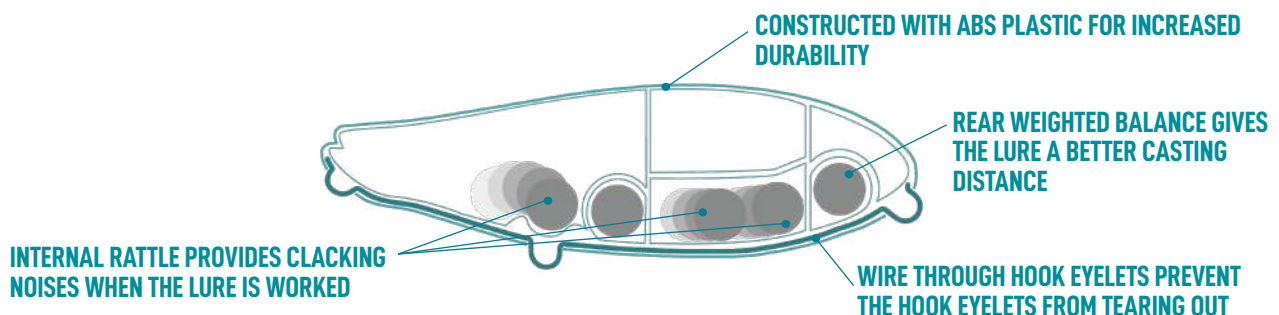


PAIMA SPOT WALK

WALK ON THE SPOT

PSW80F LENGTH **80mm** WEIGHT **21g** TYPE **TOP WATER** HOOK **#4** AVG. CASTING DISTANCE **45-60m**

The TOUGHFIA PAIMA SPOT WALK is a broad profiled topwater lure that has a unique "on the spot" dog walking action. With a fast twitching retrieve, the PAIMA SPOT WALK pivots on the spot from side to side, allowing fish to strike with better accuracy. Built with tough ABS plastic material, it features an internal chamber filled with multiple ball bearings which emit a loud rattle during retrieval. At 21g in weight and 80mm in length, the PAIMA SPOT WALK is able to get a good casting distance on medium to heavy tackle and its 80mm profile makes it bite sized for most fishes!





KINGMACK JERK 100SS / 120SS

LIPLESS SWIMMING MAGIC

KMJ100SS LENGTH 100mm WEIGHT 23g TYPE SLOW SINKING DEPTH 0.5-1m HOOK #2 AVG. CASTING DISTANCE 50-70m
KMJ120SS LENGTH 120mm WEIGHT 39g TYPE SLOW SINKING DEPTH 0.5-1.2m HOOK #1 AVG. CASTING DISTANCE 50-80m

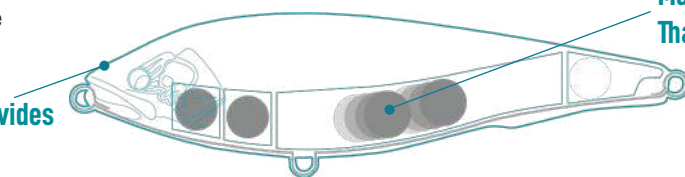
The TOUGHFIA KINGMACK SWIM JERK is a slow sinking bib-less swimming jerk bait. Constructed with 100% reinforced ABS plastic which increases durability of overall performance. It is internally fitted with a magnetic weight transfer system which greatly increases cast distance as well as wire-through hook hanger that prevents pulled eyelets. Internally, the ball bearing chamber holds two ball bearings which act as a weight transfer system and produces a subtle knocking noise when the lure is worked. With its strategically balanced structure, it is able to achieve a great casting distance. Work it with a simple straight retrieve to impart a side to side wobble, a twitching retrieve for a more erratic approach that imparts an irregular darting motion, or long sweeps and a pause to allow the lure to sink slowly, giving the fish adequate time on the strike. With its bigger profile, it is suitable for use in offshore casting for Bluewater pelagic or in freshwater for fish like Pike or Giant Snakehead.

ACTION

- Straight Retrieve: Side To Side Wobble
- Twitching Retrieve: Erratic Darting
- Slow Sinking On The Pause

Streamlined Body Shape Provides Maximum Casting Distance

Magnetic Weight Transfer Bearing That Also Creates An Internal Rattle





PAPUAN BASS DIVER 60F/80F/90F/100F

HIGH STABILITY LONG CAST CRANK

PBSD60F	LENGTH 60mm	WEIGHT 11g	TYPE FLOATING	DEPTH 2-2.5m	HOOK #6	AVG. CASTING DISTANCE 20-50m
PBSD80F	LENGTH 80mm	WEIGHT 23g	TYPE FLOATING	DEPTH 3-4m	HOOK #2	AVG. CASTING DISTANCE 30-50m
PBSD90F	LENGTH 90mm	WEIGHT 33g	TYPE FLOATING	DEPTH 4-5m	HOOK #1	AVG. CASTING DISTANCE 40-60m
PBSD100D	LENGTH 100mm	WEIGHT 48g	TYPE FLOATING	DEPTH 8-12m	HOOK #1/0	AVG. CASTING DISTANCE 50-70m

The TOUGHFIA Papuan Bass Diver is a hybrid of a flat crank and round bib crank-bait that is unique in action and is fast diving. Constructed with 100% reinforced ABS plastic which increases durability of overall performance. It is internally fitted with a magnetic weight transfer system which greatly increases cast distance as well as wire-through hook hanger that prevents pulled eyelets. The internal ball bearings provide a higher pitched rattle when the lure is worked. The unique feature of the hybrid flat / round bib crank bait of the Papuan Bass Diver is that with its unique broad yet long profile, it casts extremely well and provides high stability when worked in high current or faster retrieves. It dives quickly to its max depth depending on the size, and its quick float time prevents snag ups.

ACTION


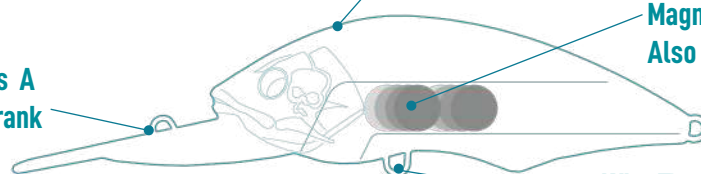
- Straight Retrieve: Tight And Stable Wobble
- Fast Diving
- High Stability, Extreme Casting Distance

Hybrid Flat/Round Bib Produces A High Stable Wobbling On The Crank

Constructed With ABS Plastic For Increased Durability

Magnetic Weight Transfer Ball Bearing Also Rattle When The Lure Is Worked

Wire Through Hook Hangers That Prevent Eyelets From Tearing Out





GT SWIMMER 150S

MESMERIZING SWIMMING ACTION

GTS150S LENGTH **150mm** WEIGHT **105g** TYPE **SLOW SINKING** DEPTH **VARIOUS** HOOK **#2/0** AVG. CASTING DISTANCE **60-90m**

The TOUGHFIA GT Swimmer is a slow sinking swimbait designed for use in bluewater casting scenario. Constructed with reinforced heavy duty ABS plastic and wire through hook hangers to provide excellent durability. When casting, the GT Swimmer features an internally fitted tungsten ball that has a weight transfer chamber, maximising the distance effortlessly. As the lure is worked, the tungsten ball slides back into the bottom chamber providing a lower center of gravity which increases the fluidity of the action. A wide side to side high stability wobbling is produced on a straight retrieve. Varying retrieval speeds depending on target species. A long sweep and pause allows the GT Swimmer to swim erratically and a sudden pause allows it to sink slowly like an injured baitfish. Constant twitching produces a slower side to side sliding action which can be effective in pressured water.

ACTION


- Wide side to side wobble on a straight retrieve
- Long sweep and pause for a erratic action and slow sinking on the pause
- Constant twitching for a slower side to side approach

WIRE THROUGH HOOK HANGERS

Wire through hook hangers provide maximum durability and holds on to the toughest fish

HEAVY DUTY ABS MATERIAL

Heavy duty ABS plastic provides maximum resilience against the strongest species



TUNGSTEN WEIGHT TRANSFER SYSTEM

Internally equipped with tungsten ball to assist in casting and balance on the action

WEIGHTED BOTTOM

Strategically placed weights ensures the perfect swimming action



(BGT) BLACK GT



(GT) GIANT TREVALLY



(MKL) MACKEREL



(PHC) PINK HEAD CHROME



(PHS) PINK HEAD SHADOW



(PKD) PINK DOTTY



(SM) STRIPED MULLET



BARRA JERK 90SP MD

MID-DIVING SUSPENDING JERK BAIT

BJMD90 LENGTH **90mm** WEIGHT **23g** TYPE **SUSPENDING** DEPTH **3m** HOOK **#1** AVG. CASTING DISTANCE **50-60m**

The TOUGHFIA BARRA JERK 90SP MD is a mid-diving suspending jerkbait, and is designed with a flat profile. This provides the jerkbait with a stable wide slapping wobble, coupled with a slight rolling action. Ripping the BARRA JERK 90SP MD imparts an irregular side to side darting action. Constructed with 100% reinforced ABS plastic material and wire through hook hangers, the BARRA JERK 90SP MD is optimised to suspend on the pause, maintaining its position in the bite zone. Designed as a silent type jerkbait, it shines when a more subtle approach is needed. A perfect option for species like Barramundi, Mangrove Jack, Bass, and other similar species!

ACTION

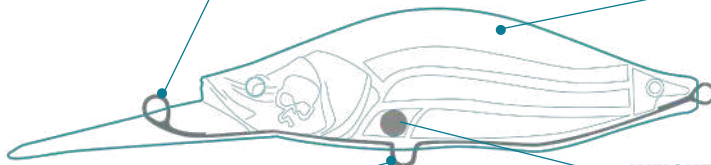
- Straight retrieve: slapping wobble and roll action
- Rip and pause: irregular side to side darting action
- Dives to 3m, suspends on the pause
- Silent

WIRE THROUGH HOOK HANGERS

Wire through hook hangers provide maximum durability and holds on to the toughest fish

HEAVY DUTY ABS MATERIAL

Heavy duty ABS plastic provides maximum resilience against the strongest species



OVERSIZED HOOKS

Oversized hooks to balance out the suspend under water, and at the same time provide increased holding power

WEIGHTED BOTTOM

Strategically placed weights ensures the perfect swimming action, while keeping it silent



(BCT) BONE CHARTREUSE



(GBA) GOLDEN BARRA



(GM) GREY MULLET



(PL) PEARL



(RST) ROYAL STRIPE



(SFT) SKELETON FIRE TIGER



(SPP) SKELETON PINK PUNCH



MACK MINNOW 115HS

HEAVY SINKING MINNOW

MMHS115 LENGTH **115mm** WEIGHT **51g** TYPE **HEAVY SINKING** DEPTH **VARIABLE** HOOK **#1** AVG. CASTING DISTANCE **50-80m**

The TOUGHFIA MACK MINNOW 115HS is a heavy sinking minnow designed to cover ground with its aerodynamic long cast design and easy usability. Constructed with 100% reinforced ABS plastic material, it is strategically weighted internally to sink in a backwards fashion. This feature allows more ground coverage as it was designed for open water casting. At 51g in weight, the MACK MINNOW HS easily acquires distances on the cast and gets down to the required depth in quick time. The super tuned bib provides a wide frantic wobble on a straight retrieve, maintaining its depth as much as possible, and also provides reduced resistance on faster retrieves. Equipped with wire through hook hangers that prevent pulled eyelets, the MACK MINNOW HS can be used in various saltwater casting scenario. From offshore open water or reef casting, to shore based casting, the MACK MINNOW HS shines especially when targeting pelagic species.

ACTION

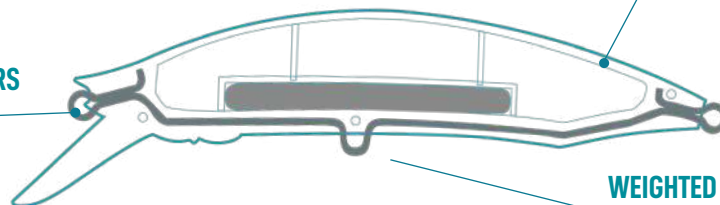
- Straight retrieve: Wide frantic wobble
- High stability with reduced resistance on fast retrieves
- Clicking rattle when lure is worked

HEAVY DUTY ABS MATERIAL

Heavy duty ABS plastic provides maximum resilience against the strongest species

WIRE THROUGH HOOK HANGERS

Wire through hook hangers provide maximum durability and holds on to the toughest fish



WEIGHTED BOTTOM

Strategically placed weights ensures the perfect swimming action



(MKL) MACKEREL



(PHC) PINK HEAD CHROME



(PHS) PINK HEAD SHADOW



(PKD) PINK DOTTY



(RHC) RED HEAD CHROME



(RMKL) REALISTIC MACKEREL



(SM) STRIPED MULLET




PRO STAFF



BONE LIM | SINGAPORE

Brand Founder / Chief Designer / Pro Staff

The man behind the rods, also referred to as the “poster boy” of the fishing scene in Singapore, Mr Bone Lim. Fishing from a very young age, his experience and techniques in fishing is indisputable. His quarry includes all kinds of monster fish lurking in the water, from Papuan Black Bass, China's Yellowcheek Carp, and our local Monster Peacock Bass and Arowana are his favourite target fishes.


 [bonelim](#)



MAX TAN | SINGAPORE

Marketing / Pro Staff

A shore based saltwater angler, Max's quarry includes the Barramundi, Giant Trevally, and all other pelagic species. He is a versatile angler that fishes with most tackles, from ultra light game to offshore GT popping. Max is also heading the marketing side of things as well as assisting Bone in development of products. All video content are shot and edited by Max.


 [max.tan](#)



LEWIS ANG | SINGAPORE

Pro Staff

Lewis is an avid angler who spends his time in the freshwater catchment areas in Singapore hunting his favourite targets like the Temensis, Giant Snakehead and the elusive Asian Arowana. Occasionally venturing into saltwater fishing from time to time, Lewis's wide array of fishing styles allow him to be a versatile and adaptable angler.

 [heheartsher87](#)



PAUL LOW | SINGAPORE

Pro Staff

Experienced especially with the slow jigging style, Paul is highly proficient in all sorts of offshore jigging game. He also assisted in the development of the jigging rods. Amberjack and Dogtooth are his target species and the Ocean Thug jigging rods are his weapons of choice.

 [paul.fishronic](#)



FOOK LEONG LEE | MALAYSIA

Pro Staff

Taught by his father when he was only a young boy, Fook is a passionate angler who started fishing from young age. An accomplished angler who has tried almost all styles of fishing, he focuses more on freshwater targets like the Giant Snakehead and Sebarau in the lakes of Malaysia. His favourite BONE rods include the Voyage travel series and Black River series for his target quarry!



YE FENG YONG | CHINA

Pro Staff

Feng Yong is a hardcore angler that does all sorts of lure fishing, especially in the freshwater lakes of China. Species such as Yellowcheek Carp, Mandarin Perch, Topmouth Culter, Largemouth Bass, and impounded Seabass are his specialty. He utilizes all models of BONE Rods and especially the Dash 90S for his target quarry.

[yefengyong](#)



COLIN YANG XI / 杨希 | CHINA

Pro Staff

Colin is an ardent freshwater angler who frequents the lakes and reservoirs of China, especially targeting Mandarin Perch. His affection to the usage of soft plastic lures and crank baits, as well as the lightweight, sensitive, and responsiveness of the Drago series maximises the odds of catching that big perch!



XU WEI / 徐伟 | CHINA

Pro Staff

Always on the water looking for freshwater lunkers, Xu Wei is a light tackle angler focused on lake fishing. His favourite targets are the Topmouth Culter and Mandarin Perch, working all columns with vibes. Currently, he is holding the record for the largest Mandarin Perch of Qiandao Lake.



MONA YAN / 颜静仪 | CHINA

Pro Staff

Growing up in a village in China, with many rivers nearby, Mona has been fishing since she was a little kid. She is a very passionate lady angler who spends her time hunting fishes in both fresh and saltwater. From Peacock Bass, Giant Snakeheads, to offshore fishing, she finds joy in most types of fishing. Mona has a fishing log and is constantly posting new videos weekly.



SAM WONGCHAI | THAILAND

Pro Staff

A professional fishing guide based in Thailand, Sam often goes to the rivers, lakes, and dams of Thailand for the Giant Snakehead and Sebarau. On a normal day, he runs Procast Tackle in Bangkok and his guide services which include various types of fishing.

[samwongchai](#)



ICUN | INDONESIA

Pro Staff

A professional fishing guide who operates out of the rivers of Berau in east Kalimantan, Icun takes on the predatory species of the fast flowing rivers, which include the Indonesian Black Bass, Red Mahseer, and Sebarau. The BONE Black River series is his preferred choice as its cropped length allows for accurate, low trajectory casts under overhanging brush which line the rivers.

[icunborneo](#)



LARS LUNDBERG | SWEDEN

Pro Staff

Lars is an all round competitive fisherman from Sweden that goes under the nick name "The Crazy Viking". He started fishing at the age of 5 and began competitively fishing in both sea & ice fishing at the age of eleven. Specialising in Perch, Zander, & Northern Pike, Lars has been a dedicated kayak angler since 2005, qualifying and winning several Hobie Kayak World Fishing Championships.

[crazy_viking](#)



ANDRÉ JONES | PORTUGAL

Pro Staff

André has been passionate about fishing since he was a very young boy. A versatile fisherman in both fresh and salt water, his main target species are White Sea Bass, Cutlefish, Sea Bass, Largemouth Bass and Pike. His main focus is Kayak fishing targeting Largemouth Bass in the lakes of Portugal, and has been competing in Kayak Bass tournaments since 2013. He has accumulated many exciting championships and victories in tournaments such as BASS NATION, FLW and HOBIE circuits.







 **BONE**
BEGINNING OF NEVER ENDING

©2025. BONE FISHING WORLD.

2026.03.31